




Cherry Orchard Park Renewal
Growing with the Community



Comhairle Cathrach
Bhaile Átha Cliath
Dublin City Council



**Greening
The City**
Parks, Biodiversity
& Landscape Services

The Site



Cherry Orchard Park is 8km west of Dublin City Centre, further west lies the M50 and 200m to the south of the park lies the Park West and Cherry Orchard rail station.

The park itself is laid out in grass lined in places with trees and criss-crossed by an infrastructure of paths.

Cherry Orchard, with a current population of over 8,000, 68% of whom are under the age of 40 faces significant demographic pressure due to a large number of children, families, and over 1,100 new homes planned. This will increase the population by up to 2,000, placing unprecedented demand on already limited recreational and green infrastructure.








Site Analysis



Constraints

-  School extension area, separated by a fence
-  Compensatory Flood Volume Storage
-  Future urban developments (without timeframe or site layout)
-  Barrier to permeability
-  Facilities turn their back to the park, with high brick walls and fences
-  Missing crossing
-  Frequent strong Winds
-  Barrier to prevent misuse of "motorised vehicles"
-  Bus line

Opportunities

-  Community Facilities (School, Creche, Community Centre, Equine Centre and Health Centre)
-  Existing Treelines
-  Green Link to Le Fanu Park and the Train Station
-  Vast Sports and Play Area
-  Connection between Community Centre and Park
-  Creative Play
-  School Garden / Orchard





Vision for Cherry Orchard Park



A Vision for Cherry Orchard Park

Cherry Orchard Park will undergo a significant renewal and the community has shaped the vision to create:

- **A place to connect with nature:** Trails through trees and native planting, wetland spaces and woodland areas where you can slow down, breathe and enjoy the green on your doorstep.
- **A place to get active:** A new 400m running track and 1km trail give serious runners and casual walkers alike a proper home in the park and a high-performance grass football pitch and all-weather kickabout area bring quality sports facilities to Cherry Orchard
- **A place to play:** Inclusive play spaces woven throughout the park for young children, for teenagers, for families designed so that no one feels left out.
- **A place to meet:** Outdoor spaces to gather, celebrate and perform including a new amphitheatre to host school & community events
- **A place to learn:** Outdoor classrooms and activity zones designed to support local schools, youth groups and community organisations.

Cherry Orchard Park will become a key public space at the heart of the community - a place to grow with the community, now and for generations to come.



Connect with Nature

'The Site is currently dominated by habitats with low ecological value including manicured amenity grassland, buildings and artificial surfaces and spoil and bare ground.'

- SLR Environmental Consulting report on the existing habitat in Cherry Orchard Park



A place to connect with nature

The park will be transformed into a nature-rich, biodiverse landscape through a network of native woodland and meadow habitats designed to support wildlife, and enrich the everyday park experience.

Up to 500 native trees including oak, birch, rowan, wild cherry and hazel will be planted across the park, with woodland edge shrubs and ground flora such as bluebells and primrose introduced as the canopy matures.

Cherry Orchard Park will become a space to access deep nature on your door step.



A Place to Play

Play will be embedded throughout the landscape - meadows, woodland edges and mounds create opportunities for exploration, imagination and informal activity at every turn.

A dedicated early-years play area beside the Orchard Centre and café will provide a natural, supervised setting for younger children.

For older children and teenagers, active and social zones including skating areas, climbing features, hang-out structures, informal courts and flexible seating will be woven throughout the park.



▲ Inspiration images



▲ Inspiration images

A place to get Active

A new 400m running track will sit at the heart of the park, complemented by a 1km park-wide running loop. Together, they provide environments for sprint training, endurance running, and accessible everyday walking and jogging.

The running track will be positioned to be visible, overlooked and easily accessible from the main entrances and key circulation routes, supporting safety and passive surveillance.

Together, the two routes create an inclusive fitness network serving a wide range of ages and abilities.



A place to get Active - proposed visual



A place to get Active



Inspiration images - Amphitheatre space for sports and performance



Inspiration - Multi-use sports areas support football, basketball, and fitness training

A place to get Active - Minimising Fencing

Fencing around sports and kickabout areas will be minimised so they feel like open, welcoming parts of the park rather than enclosed facilities.

Research shows that heavily fenced 'caged' spaces can signal restriction and deter broader use, while open layouts encourage shared enjoyment and passive supervision.

Where ball containment is needed, targeted measures such as ball-stop netting or landscape buffers will be used. Safety will be supported through visibility, lighting and maintenance.



The Village Square, Breuil-Bois-Robert - minimal fencing around the kick-about



Cherry Orchard Park - existing



Kilbogget Running Club - 1.2m high fence

A Place to Meet

Cherry Orchard Park will have outdoor spaces for community gatherings.

The all-weather pitch beside the Orchard Centre and school will be framed by stepped seating so that it is a space to host a football match, a school performance, an outdoor cinema or a community festival.

Flexible outdoor spaces throughout the park will support everything from informal gatherings to organised events, giving local groups, schools and community organisations a place to meet, perform and celebrate.



Proposed small plaza in Cherry Orchard Park beside The Orchard Centre



▲ Inspiration images

Boundary & Access

A key objective of the renewal is to strengthen the relationship between the park and the surrounding neighbourhood through improved access, visibility and safety.

New wide, open entrances will be aligned with pedestrian crossings and desire lines.

Restrictive kissing gates will be replaced with accessible, landscape-led entrances that will be open and welcoming for all park users, while designed to prevent unauthorised vehicle access.

The main entrance at The Orchard Centre will open onto a small plaza, designed as a civic meeting point and potential café terrace.

Along the park boundary, road widths will be reduced and the space reallocated as a green edge with tree planting, natural seating and planting to create a calmer, safer arrival that prioritises pedestrians and discourages speeding.



▲ Proposed view of park edge on Cherry Orchard Grove

Timeline

