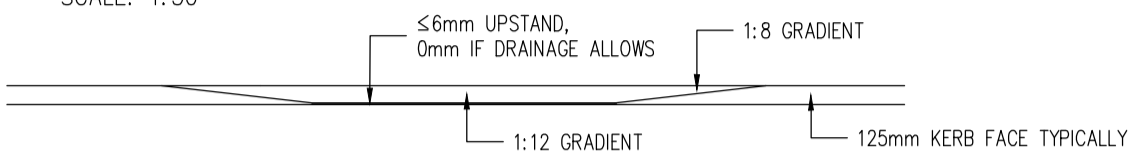


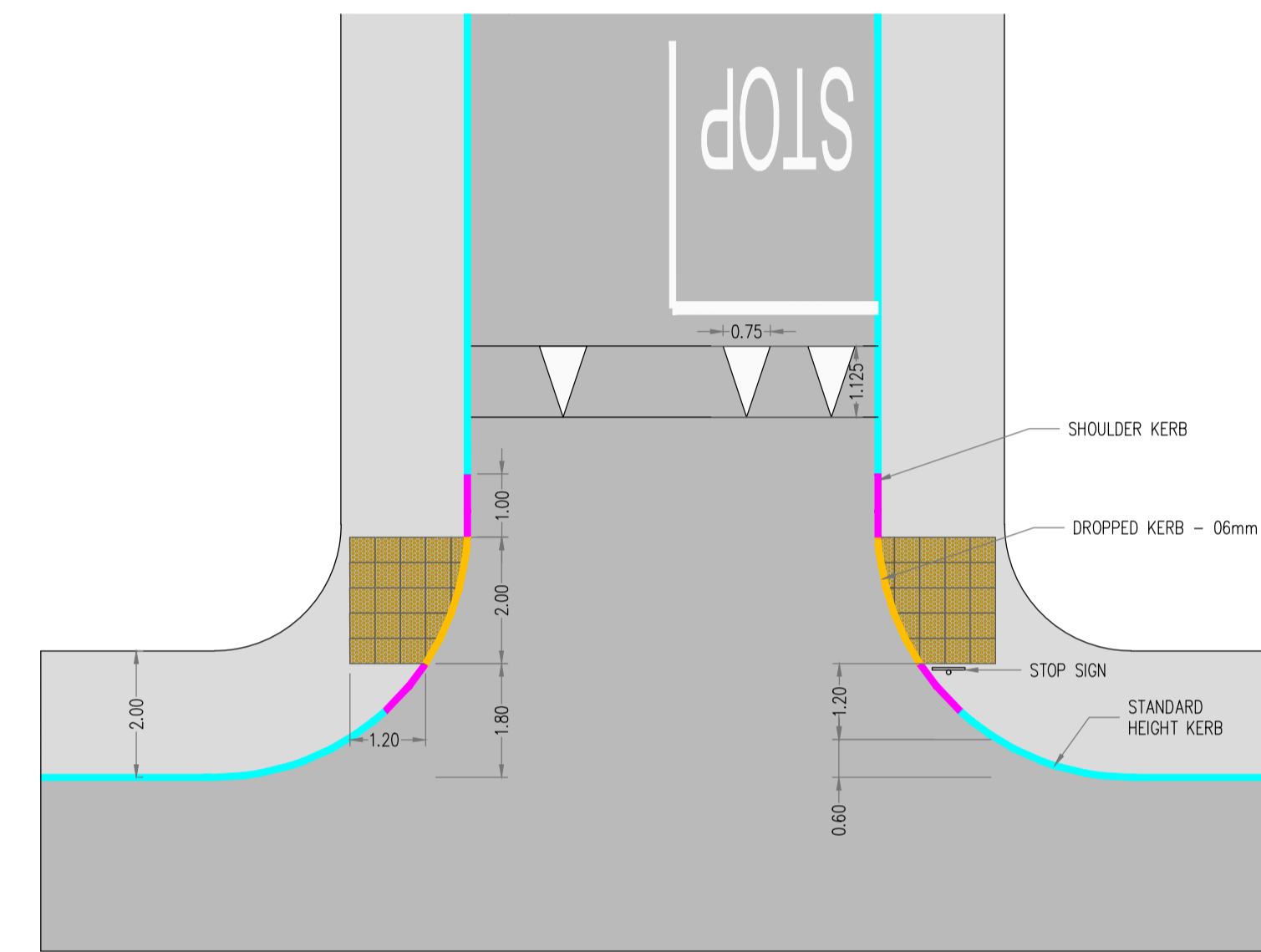
TACTILE PAVING PLAN AT UNCONTROLLED PEDESTRIAN CROSSINGS.

SCALE: 1:50



TACTILE PAVING ELEVATION.

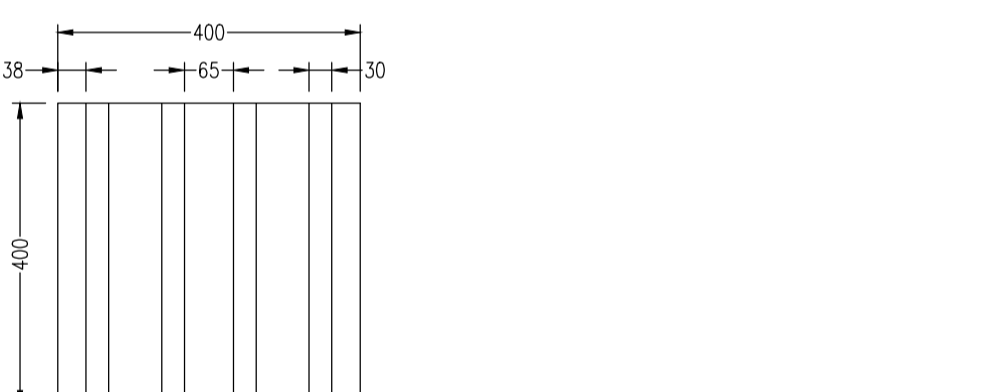
SCALE: 1:50



RESIDENTIAL DEVELOPMENT.

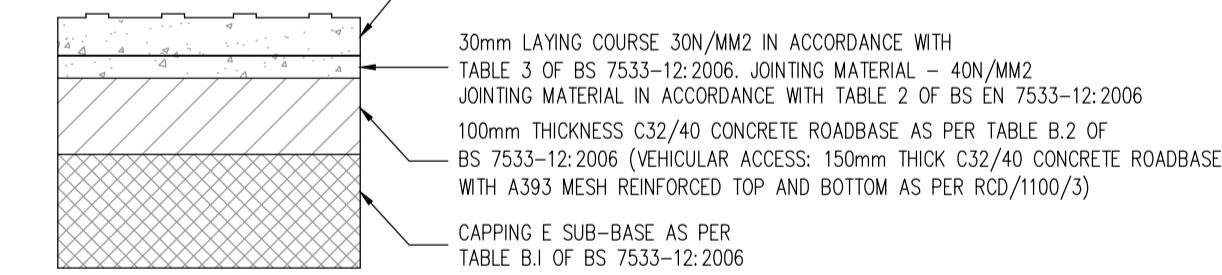
STANDARD RAISED T JUNCTION WITH TACTILE PAVING - FOOTPATH

SCALE: 1:100



CORDUROY TACTILE PAVING AT CONTROLLED PEDESTRIAN CROSSINGS.

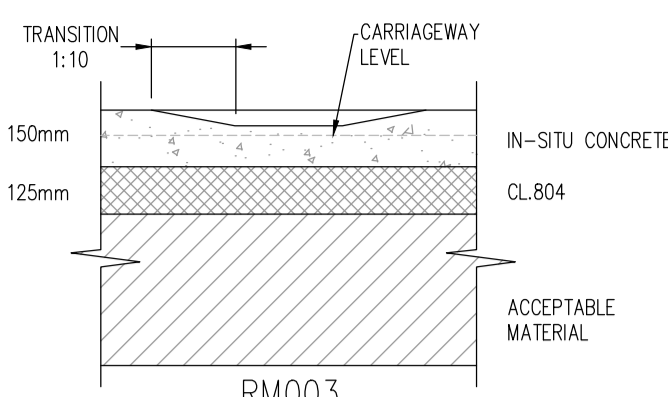
SCALE: 1:10



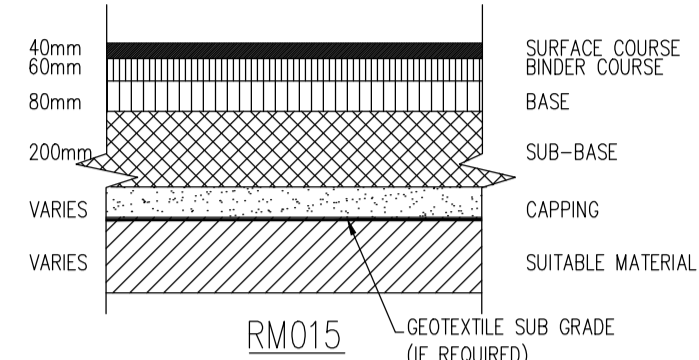
0-6MM KERB DETAIL

SCALE: 1:20

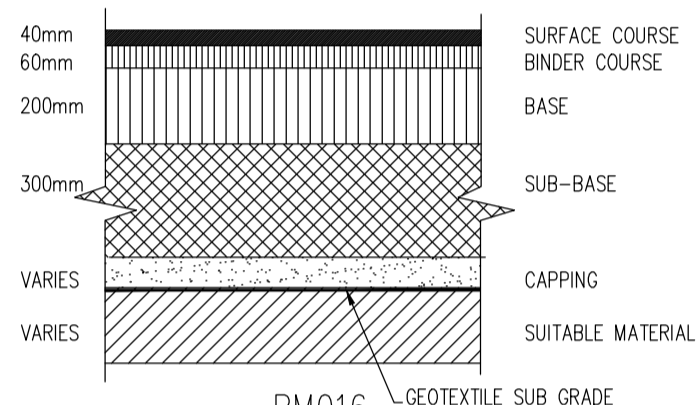
- NOTES: (UNCONTROLLED)**
- TACTILE PAVING SLABS 400x400mm BUFF IN COLOUR.
 - CONFIGURATION TO BE 2 ROWS, OF 6 NUMBER WIDE, 400mm sq. TACTILE TILES ON BOTH SIDES OF THE ROAD.
 - THE TACTILE DOMES ON THE TILES MUST BE LINED UP TO GIVE THE DIRECTION OF TRAVEL IN ORDER TO CROSS THE ROAD STRAIGHT.
 - UTILITY/SERVICE BOXES SHOULD NOT BE LOCATED IN TACTILE PAVED AREAS WHERE POSSIBLE.
 - TACTILE SLABS SHALL BE CUT SO AS TO MINIMIZE THE CREATION OF SLIVERS ALONG THE KERBLINE.
 - ANY GULLIES IN THE CROSSING TO BE RELOCATED.
 - ALL DIMENSIONS ARE IN MILLIMETRES UNLESS OTHERWISE STATED.
 - ALL CLAUSE REFERENCES RELATE TO VOLUME 1 SPECIFICATION FOR ROAD WORKS (10).



FOOTWAY DETAILS:- IN SITU CONCRETE VEHICULAR ENTRANCE



CARRIAGEWAY DETAILS:- ASPHALT ROAD - RESIDENTIAL DEVELOPMENT (10-40 HOUSES)



CARRIAGEWAY DETAILS:- ASPHALT ROAD - RESIDENTIAL DEVELOPMENT (>40 HOUSES)

WORK ELEMENT:- IN-SITU CONCRETE
USE:- VEHICULAR ENTRANCE FOR A SINGLE RESIDENTIAL HOUSE
DESCRIPTION:- 150mm THICK CONCRETE
DIMENSIONS:- TO SUIT LOCATION
LAYING:- IN ONE LAYER
BEDDING:- N/A
SUB-BASE:- 125mm CL. 808 TII ' SPECIFICATION FOR ROADWORKS (SRW)
OTHER LAYERS:- ACCEPTABLE MATERIAL THAT MEETS THE REQUIREMENTS OF TABLE 6/1 IN VOLUME 1 OF THE SRW
JOINTS:- MAX SPACING OF 3m (SHOULD BE ARRANGED TO COINCIDE WITH JOINTS IN THE KERB)
STANDARDS:-
 • CURING OF FOOTPATH - CLAUSE 1027 SRW
 • CEMENT-NORMAL PORTLAND CEMENT IS EN 191-1
 • AGGREGATES FOR CONCRETE:- I.S.5
 • GRANULAR MATERIAL TYPE B: CLAUSE 808 SRW
 • MIX DESIGNATION:- 0/31.5
 • OVERALL GRADING G.
 • OVERSIZE CATEGORY:- OC80
FINISH:- 2 FLOAT WITH A TROWEL AND WHILE STILL 'GREEN' LIGHTLY BRUSHED TO PRODUCE SLIGHT ROUGHNESS.
MISCELLANEOUS:-
 • SUSTAINABLE CEMENT (CGS) IS AN ACCEPTABLE ALTERNATIVE TO OPC WITH WRITTEN APPROVAL OF ROAD MAINTENANCE.
 • MATERIAL TO CLAUSE 808 SHALL COMPLY WITH MINIMUM CBR REQUIREMENT AS PER SRW (VOLUME 1).

WORK ELEMENT:- ASPHALT ROAD
DESCRIPTION:- AS PER TYPICAL DETAILS
DIMENSIONS:- TO SUIT LOCATION
LAYING:- IN ACCORDANCE WITH SPECIFICATION FOR ROADWORKS 'SRW'
BEDDING:- N/A
SUB-BASE:- TYPE B MATERIAL IN ACCORDANCE WITH CLAUSE 808 AND COMPACTED IN COMPLIANCE WITH CLAUSE 802 SRW
OTHER LAYERS:- CAPPING LAYER THICKNESS DEPENDS ON CBR
JOINTS:- IN ACCORDANCE WITH SPECIFICATION
STANDARDS:-
 (A) SURFACE COURSE
 THE SURFACE COURSE EMPLOYED MAY BE ON EACH OF THE FOLLOWING:
 1. HOT ROLLED ASPHALT SURFACE COURSE: SHALL COMPLY WITH THE REQUIREMENT OF CLAUSE 911, 910 AND 943, SRW. IT SHALL BE LAID AND COMPACTED TO CLAUSE 903.
 2. POLYMER MODIFIED STONE MASTIC ASPHALT COURSE: SHALL COMPLY WITH THE REQUIREMENTS OF 942, SRW. IT SHALL BE LAID AND COMPACTED TO CLAUSE 903 SRW.
 (B) BINDER COURSE
 BINDER COURSE SHALL COMPLY WITH THE REQUIREMENTS OF CLAUSE 929, 930, 937 AND 943 SRW. IT SHALL BE LAID AND COMPACTED TO CLAUSE 903 SRW.
 (C) BASE COURSE
 CARRIAGEWAY BASE MATERIALS SHALL COMPLY WITH THE REQUIREMENTS OF CLAUSE 906, 907, 929 AND 930 SRW. IT SHALL BE LAID AND COMPACTED TO CLAUSE 903 SRW.
 (D) SUB-BASE
 SUB-BASE MATERIAL SHALL COMPRISE TYPE B GRANULAR MATERIAL, IN ACCORDANCE WITH CLAUSE 808 AND COMPACTED IN COMPLIANCE WITH CLAUSE 802 SRW.
 (E) CAPPING LAYER
 IF THE CBR IS LESS THAN 5% THEN A CAPPING LAYER IS REQUIRED. REFER TO TABLE 2.1 FOR DETAILS. CAPPING MATERIAL SHOULD COMPRISE OF CLASS 6F2 MATERIAL IN ACCORDANCE WITH CLAUSE 613 AND COMPACTED IN COMPLIANCE WITH CLAUSE 612 SRW.
FINISH:- N/A
MISCELLANEOUS:- THE THICKNESS OF THE MATERIAL DESCRIBED SHALL MEET THE FINISHED OR COMPACTED THICKNESS. THE DIMENSIONS ON THE TYPICAL DETAIL REPRESENTS THE MINIMUM REQUIREMENTS. THE DESIGNER IS STILL RESPONSIBLE FOR PROVIDING APPROPRIATE DEPTHS FOR PROJECTED TRAFFIC REQUIREMENTS, GROUND CONDITIONS AND ANY ADDITIONAL DESIGN REQUIREMENTS THAT MAY EXIST I.E. (GREATER DEPTHS OF CONSTRUCTION MATERIAL MAY BE REQUIRED). CAPPING IF REQUIRED SHOULD COMPRISE OF 6F1 OR 6F2 MATERIAL IN ACCORDANCE WITH CLAUSE 613 AND COMPACTED IN COMPLIANCE WITH CLAUSE 612.

WORK ELEMENT:- ASPHALT ROAD
USE:- RESIDENTIAL DEVELOPMENT (MORE THAN 40 HOUSES)
DESCRIPTION:- AS PER TYPICAL DETAILS
DIMENSIONS:- TO SUIT LOCATION
LAYING:- IN ACCORDANCE WITH SPECIFICATION FOR ROADWORKS 'SRW'
BEDDING:- N/A
SUB-BASE:- TYPE B MATERIAL IN ACCORDANCE WITH CLAUSE 808 AND COMPACTED IN COMPLIANCE WITH CLAUSE 802 SRW
OTHER LAYERS:- CAPPING LAYER THICKNESS DEPENDS ON CBR
JOINTS:- IN ACCORDANCE WITH SPECIFICATION
STANDARDS:-
 (A) SURFACE COURSE
 THE SURFACE COURSE EMPLOYED MAY BE ON EACH OF THE FOLLOWING:
 1. HOT ROLLED ASPHALT SURFACE COURSE: SHALL COMPLY WITH THE REQUIREMENT OF CLAUSE 911, 910 AND 943, SRW. IT SHALL BE LAID AND COMPACTED TO CLAUSE 903.
 2. POLYMER MODIFIED STONE MASTIC ASPHALT COURSE: SHALL COMPLY WITH THE REQUIREMENTS OF 942, SRW. IT SHALL BE LAID AND COMPACTED TO CLAUSE 903 SRW.
 (B) BINDER COURSE
 BINDER COURSE SHALL COMPLY WITH THE REQUIREMENTS OF CLAUSE 929, 930, 937 AND 943 SRW. IT SHALL BE LAID AND COMPACTED TO CLAUSE 903 SRW.
 (C) BASE COURSE
 CARRIAGEWAY BASE MATERIALS SHALL COMPLY WITH THE REQUIREMENTS OF CLAUSE 906, 907, 929 AND 930 SRW. IT SHALL BE LAID AND COMPACTED TO CLAUSE 903 SRW.
 (D) SUB-BASE
 SUB-BASE MATERIAL SHALL COMPRISE TYPE B GRANULAR MATERIAL, IN ACCORDANCE WITH CLAUSE 808 AND COMPACTED IN COMPLIANCE WITH CLAUSE 802 SRW.
 (E) CAPPING LAYER
 IF THE CBR IS LESS THAN 5% THEN A CAPPING LAYER IS REQUIRED. REFER TO TABLE 2.1 FOR DETAILS. CAPPING MATERIAL SHOULD COMPRISE OF CLASS 6F2 MATERIAL IN ACCORDANCE WITH CLAUSE 613 AND COMPACTED IN COMPLIANCE WITH CLAUSE 612 SRW.
FINISH:- N/A
MISCELLANEOUS:- THE THICKNESS OF THE MATERIAL DESCRIBED SHALL MEET THE FINISHED OR COMPACTED THICKNESS. THE DIMENSIONS ON THE TYPICAL DETAIL REPRESENTS THE MINIMUM REQUIREMENTS. THE DESIGNER IS STILL RESPONSIBLE FOR PROVIDING APPROPRIATE DEPTHS FOR PROJECTED TRAFFIC REQUIREMENTS, GROUND CONDITIONS AND ANY ADDITIONAL DESIGN REQUIREMENTS THAT MAY EXIST I.E. (GREATER DEPTHS OF CONSTRUCTION MATERIAL MAY BE REQUIRED). CAPPING IF REQUIRED SHOULD COMPRISE OF 6F1 OR 6F2 MATERIAL IN ACCORDANCE WITH CLAUSE 613 AND COMPACTED IN COMPLIANCE WITH CLAUSE 612.

TABLE 1 FLEXIBLE PAVEMENT

THE MINIMUM REQUIRED THICKNESS OF NON-FROST SUSCEPTIBLE CAPPING MATERIAL IS SHOWN HEREUNDER:-

CBR SUBGRADE	BELOW 2	2 - 5	5 - 15	15+
%				
THICKNESS OF GEOGRID				NO
CAPPING(mm)	DESIGN	300	150	CAPPING

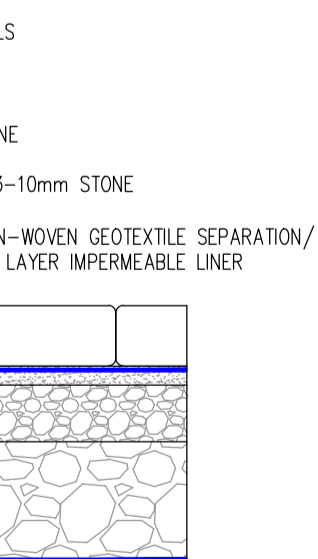
CBR TESTS SHALL BE CARRIED OUT AT A RATE OF ONE TEST PER 100 METERS OF ROAD

ALL ROADS DESIGNED IN ACCORDANCE WITH THE RECOMMENDATIONS FOR SITE DEVELOPMENT WORKS AND WITH REFERENCE TO THE DESIGN MANUAL FOR URBAN ROADS AND STREETS.

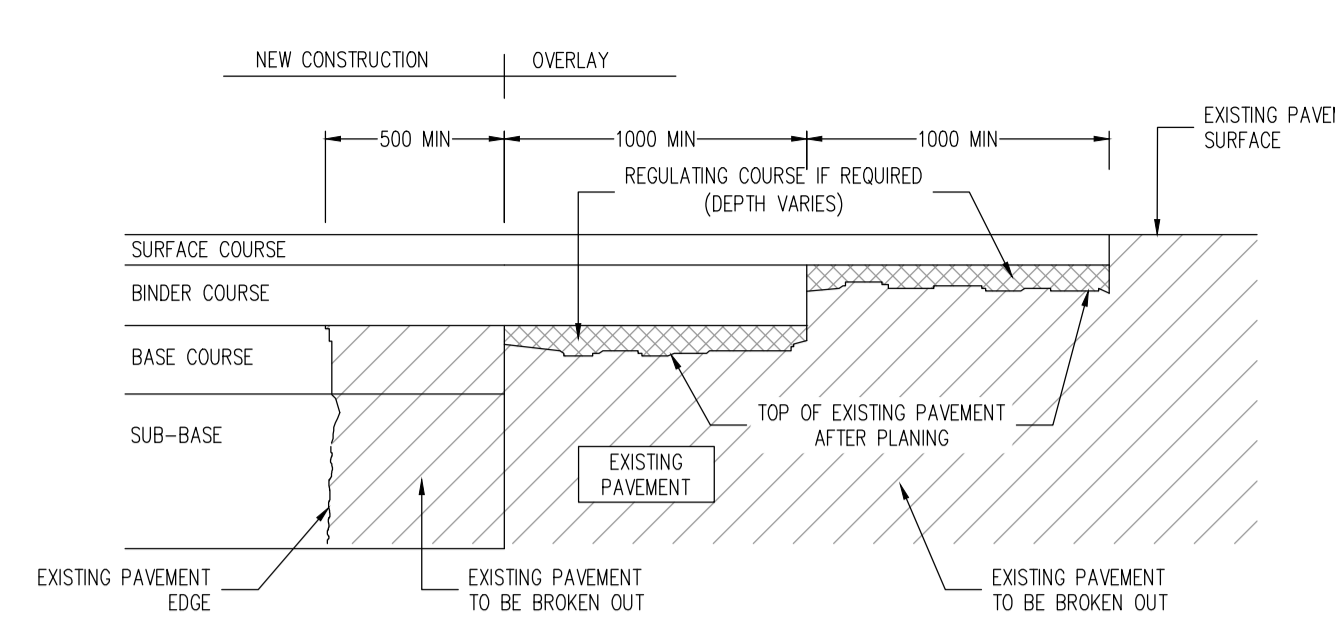
NOTE:

SPECIFICATION FOR SUB-BASE AND LAYING COURSE:- THE CRUSHED STONE MUST POSSESS WELL DEFINED EDGES AND HAVE A MINIMUM 10% FINES VALUE OF 150KN WHEN TESTED IN ACCORDANCE WITH BS812 PART III.

SEIVE SIZE	% PASSING
100mm	100
6.3mm	90-100
37.5mm	60-80
20mm	15-30
10mm	0-5

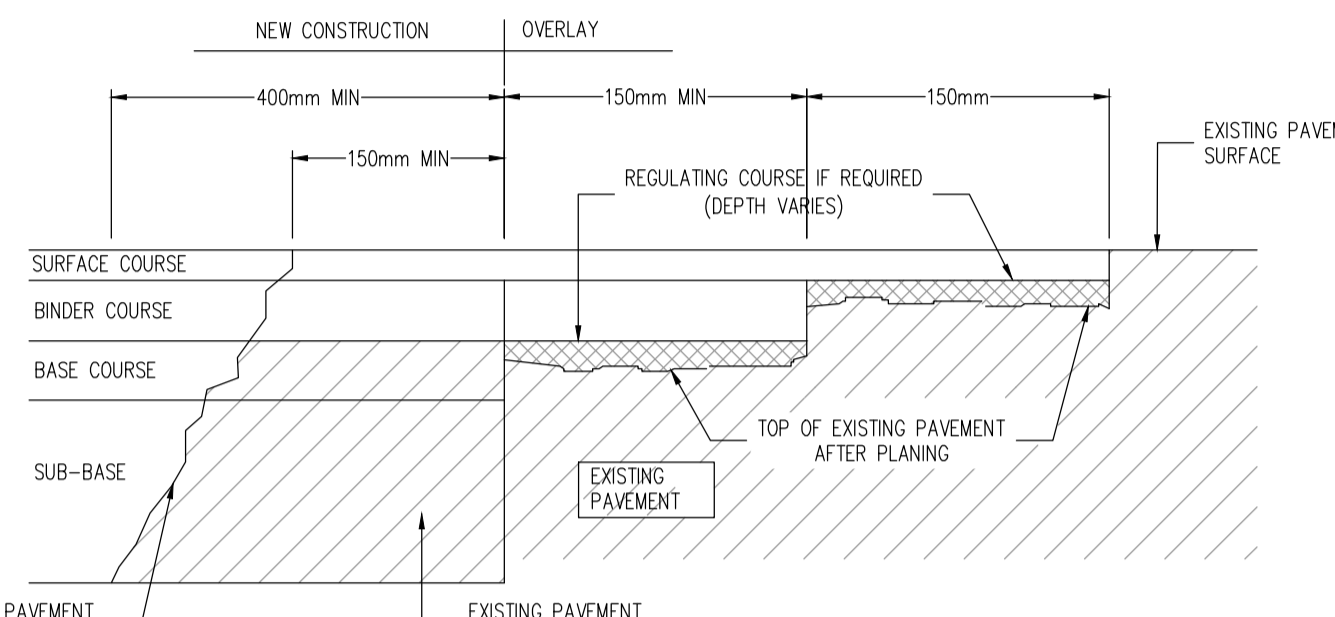


PERMEABLE PAVING



TRANSVERSE JOINT BETWEEN NEW & EXISTING ROAD TII CC-SCD-00703.

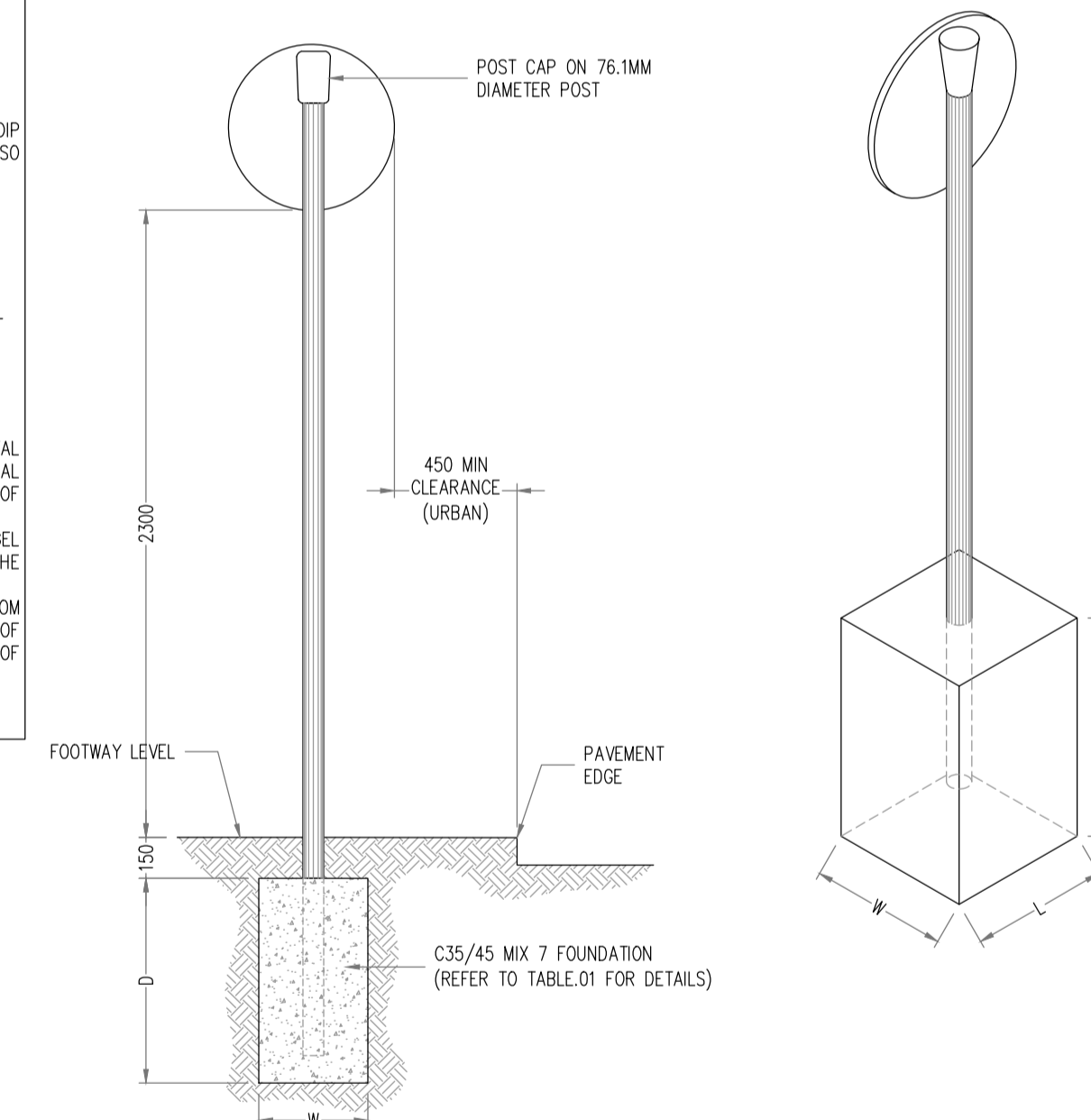
SCALE: 1:25



LONGITUDINAL JOINT BETWEEN NEW AND EXISTING ROAD TII CC-SCD-00704.

SCALE: 1:25

- NOTE:**
- ALL DIMENSIONS IN MILLIMETRES UNLESS STATED OTHERWISE.
 - ALL STEELWORK TO BE GRADE S235 J2 IN ACCORDANCE WITH IS EN 12899-1.
 - ALL STEELWORK TO BE HOT-DIP GALVANIZED IN ACCORDANCE WITH IS EN 150 1461.
 - CHECK THE UNDERGROUND SERVICES AT AN EARLY STAGE (AND ACCOMMODATE AS MAY BE NECESSARY).
 - REFER TO TRAFFIC SIGN MANUAL FOR ALL STANDARD DIMENSION.
 - POST EMBEDMENT TO BE 0.75xD
 - ORIENTATION OF SIGN:
 ON A STRAIGHT ROAD - HORIZONTAL AXIS 90° AWAY FROM THE GENERAL ALIGNMENT OF THE LEFT-HAND SIDE OF THE CARRIAGEWAY
 ON A RIGHT-HAND BENDS - 90° ANGEL TO A LINE TANGENTIAL TO THE LEFT-HAND EDGE OF CARRIAGEWAY
 ON A LEFT-HAND BENDS - 95° FROM A LINE JOINING THE EDGE OF CARRIAGEWAY 200m IN ADVANCE OF THE SIGN



TRAFFIC SIGN (SINGLE POST)

SCALE: N.T.S

TABLE 01

SUMMARY	TRADITIONAL FOUNDATION		TRADITIONAL FOUNDATION		PLANTED FOUNDATION		POST DETAILS				
	OPTION 1	OPTION 2	OPTION 1	OPTION 2	OPTION 1	OPTION 2	Ø	WALL THICKNESS			
SIGN FACE AREA	L	W	D	L	W	D	Ø	D	Ø	WALL THICKNESS	TYPE
≤0.283 m² (≤600mm)	0.75	0.40	0.55	0.55	0.55	0.55	0.40	0.50	0.70	3.2	CHS
0.283<AREA≤0.5625m² (BETWEEN 600Ø & 750x750)	0.75	0.65	0.65	0.70	0.70	0.70	0.40	0.65	0.70	3.2	CHS
0.5625<AREA≤1.189m² (750x750 TO 940x1265m²)	1.00	0.75	0.50	0.80	0.80	0.80	0.40	0.75	0.70	3.2	CHS

PLANNING DRAWING.
NOT FOR CONSTRUCTION.
 ALL LEVELS GIVEN ARE RELATIVE TO ORDNANCE DATUM.
 THIS DRAWING HAS BEEN ISSUED FOR INFORMATION PURPOSES ONLY AND MUST NOT BE USED FOR CONSTRUCTION UNDER ANY CIRCUMSTANCES

NOTES

- For setting out refer to Architect's drawings.
- This drawing to be read in conjunction with all other Architectural and Engineering drawings and all other relevant drawings and Specifications.
- DO NOT SCALE THIS DRAWING. Use figured dimensions only.
- No part of this document may be reproduced or transmitted in any form or stored in any retrieval system of any nature without the written permission as copyright holder except as agreed for use on the project for which the document was originally issued.
- Ordnance Survey Ireland Licence Number EN 0074025

Rev. No.	Date	REVISION NOTE
P1	05.09.2024	ISSUED FOR PLANNING
P2	07.02.2025	DRAFT ISSUE TO PLANNERS
P3	24.02.2025	PRE-PART 8 ISSUE
P4	10.03.2025	ISSUED FOR PLANNING
P5	02.05.2025	FINAL PLANNING ISSUE

Client	LDA on behalf of DCC LDA Bluebell Waterways	
Project	Proposed Road Details	
Dwg. No.	BBWW-CSC-ZZ-XX-DR-C-0022	
Date	July 2024	
Drawn by	SC	
Checked by	LJ	
Approved by	OS	
Scale	AS SHOWN	
Revision	P5	

Client	LDA on behalf of DCC LDA Bluebell Waterways	
Project	Proposed Road Details	
Dwg. No.	BBWW-CSC-ZZ-XX-DR-C-0022	
Date	July 2024	
Drawn by	SC	
Checked by	LJ	
Approved by	OS	
Scale	AS SHOWN	
Revision	P5	

CS Consulting Group
 DUBLIN | LONDON | LIMERICK

Head Office
 19-22 Dame Street, Dublin 2.
 T: +353 (0)1 5480863
 e: info@csconsulting.ie
 w: www.csconsulting.ie

Quality Environment Energy Health & Safety
 I.S. EN ISO 9001:2008
 I.S. EN ISO 14001:2004
 I.S. EN ISO 50001:2011
 OHSAS 18001:2007