

- DO NOT DIMENSION FROM THIS DRAWING.
- THIS IS NOT AN INSTALLATION DRAWING.
- THE COMPLETE INSTALLATION SHALL BE IN ACCORDANCE WITH THE BUILDING REGULATIONS, DESIGN GUIDES & ENGINEERING SPECIFICATIONS.
- THIS DRAWING SHALL BE READ IN CONJUNCTION WITH SCHEMATICS, SERVICES LAYOUTS, SPECIFICATIONS, RELEVANT ARCHITECTS, STRUCTURAL & FIRE ENGINEERS DRAWINGS.
- ALL DIMENSIONS SHALL BE CHECKED ON SITE PRIOR TO FABRICATION, ORDER AND DELIVERY OF ALL PLANT EQUIPMENT.
- THE ELECTRICAL CONTRACTOR SHALL BE RESPONSIBLE FOR CO-ORDINATING ALL SERVICES TO BE INSTALLED ON SITE.
- THE ELECTRICAL CONTRACTOR SHALL BE RESPONSIBLE FOR PRODUCING A FULL SET OF COMBINED CO-ORDINATED SERVICES WORKING DRAWINGS.
- THE ELECTRICAL CONTRACTOR SHALL ALLOW FOR ALL NECESSARY SUPPORTS, FITTINGS, SUNDRIES OR OTHERWISE TO PROVIDE A FULLY FUNCTIONING INSTALLATION AS INDICATED ON THESE DRAWINGS.
- FINAL LOCATION OF ALL EQUIPMENT TO BE CO-ORDINATED ON SITE WITH THE GENERAL EQUIPMENT BEING INSTALLED WITHIN ITS VICINITY.

Rev	Date	Description	Drawn/Checked
002	20200808	Submittal for Information	JAB/SK/P
003	20201117	Submittal for Information	JAB/DAE
001			DM/DA/PL

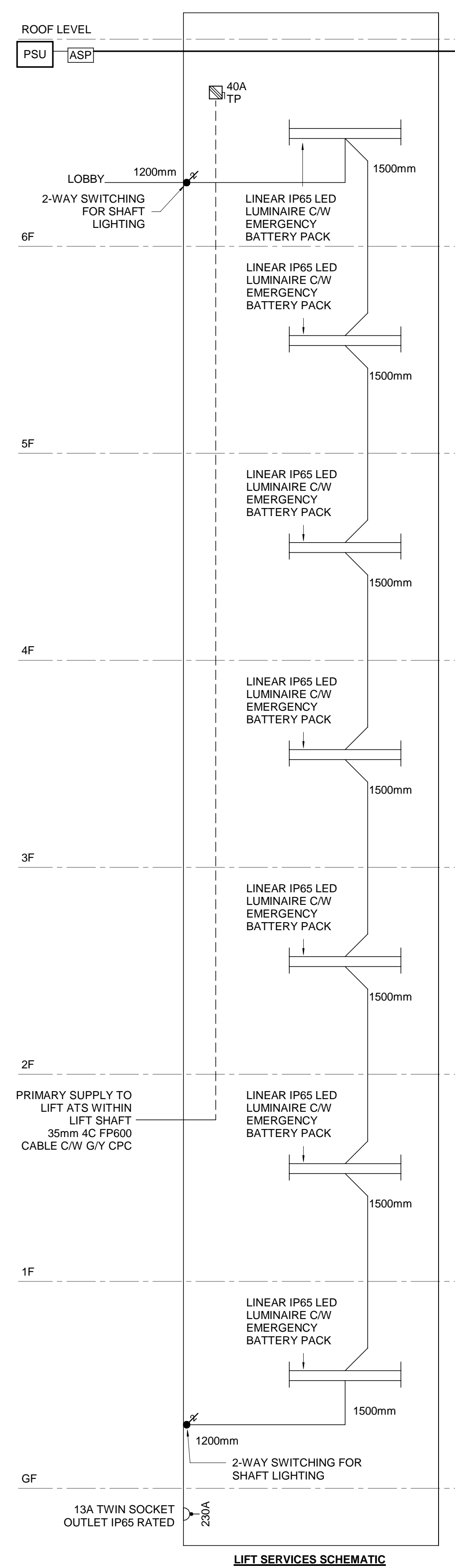
S2 - Suitable For Information

60719103

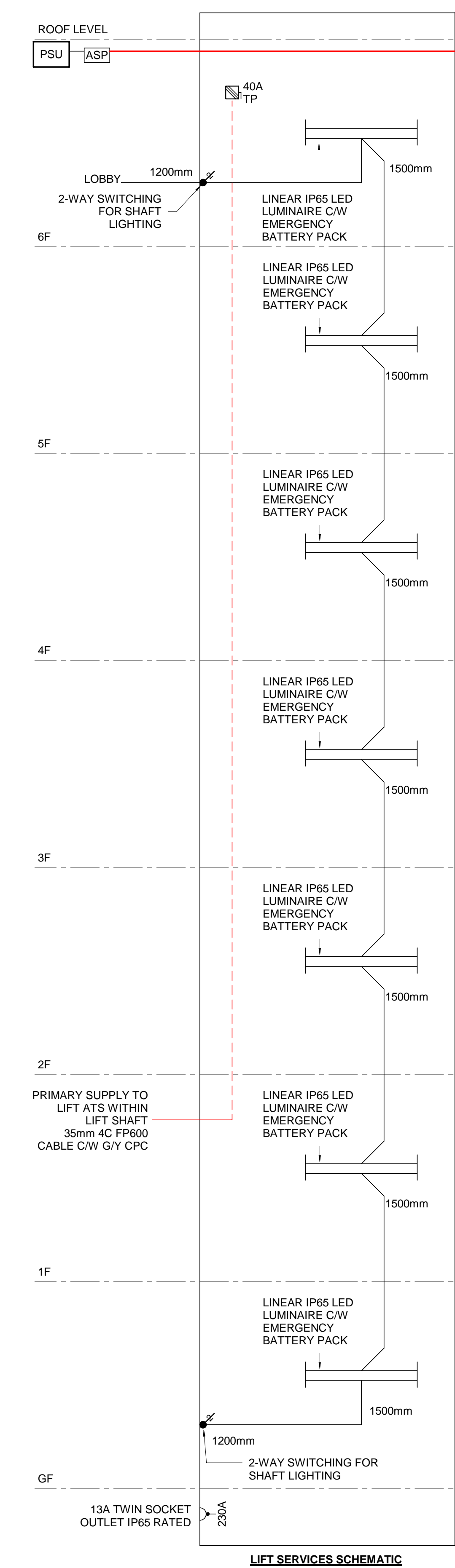
Lift Services Schematic
Typical Schematic Details

SCST-ACM-ZZ-ZZ-DR-EL-127005

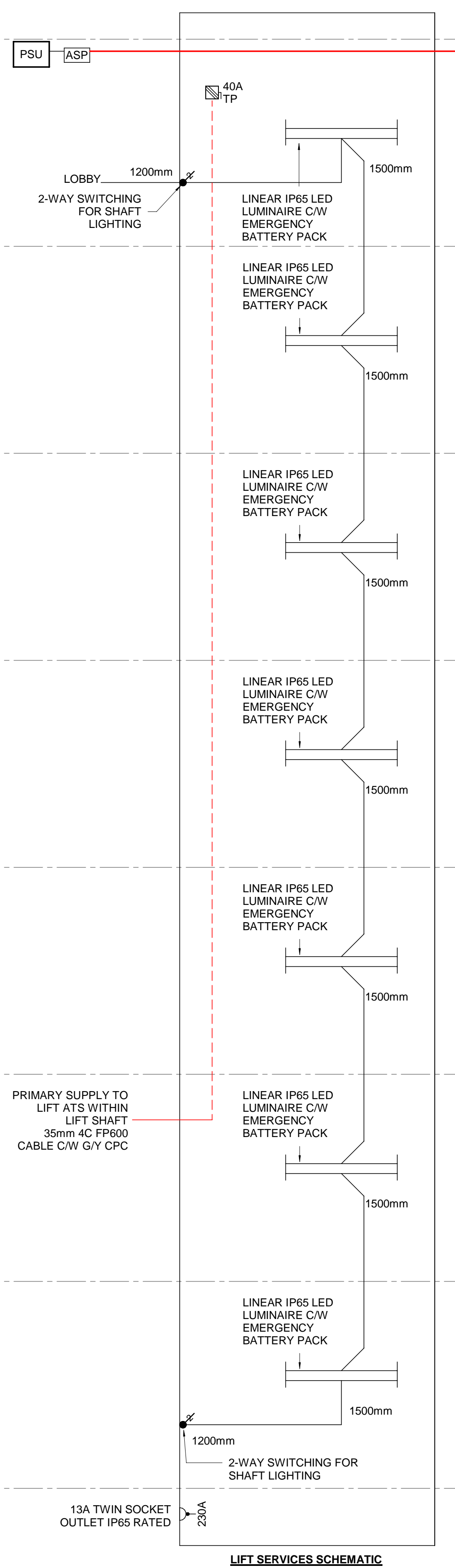
Project Management Initials: Designer: SS, Checker: KF, Approved: RR, Drawn by: JB, ISO A0 841mm x 1189mm



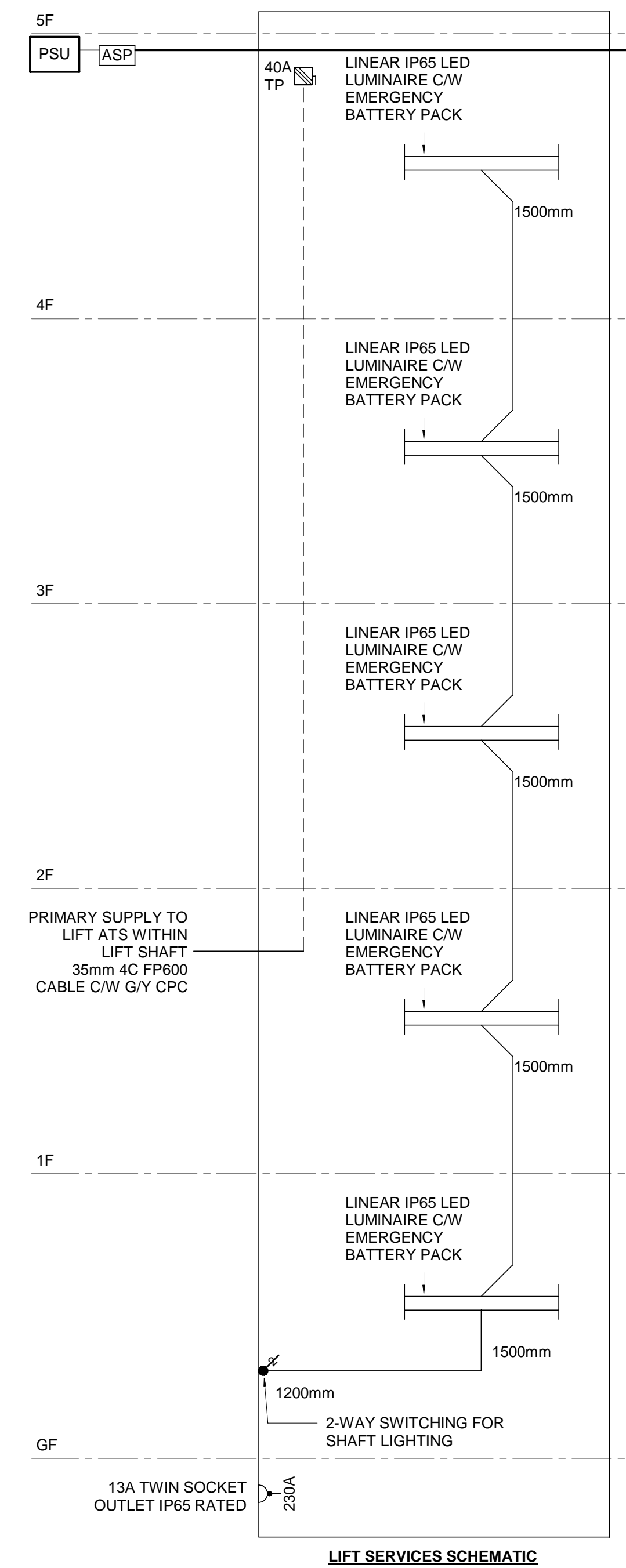
BLOCK A1



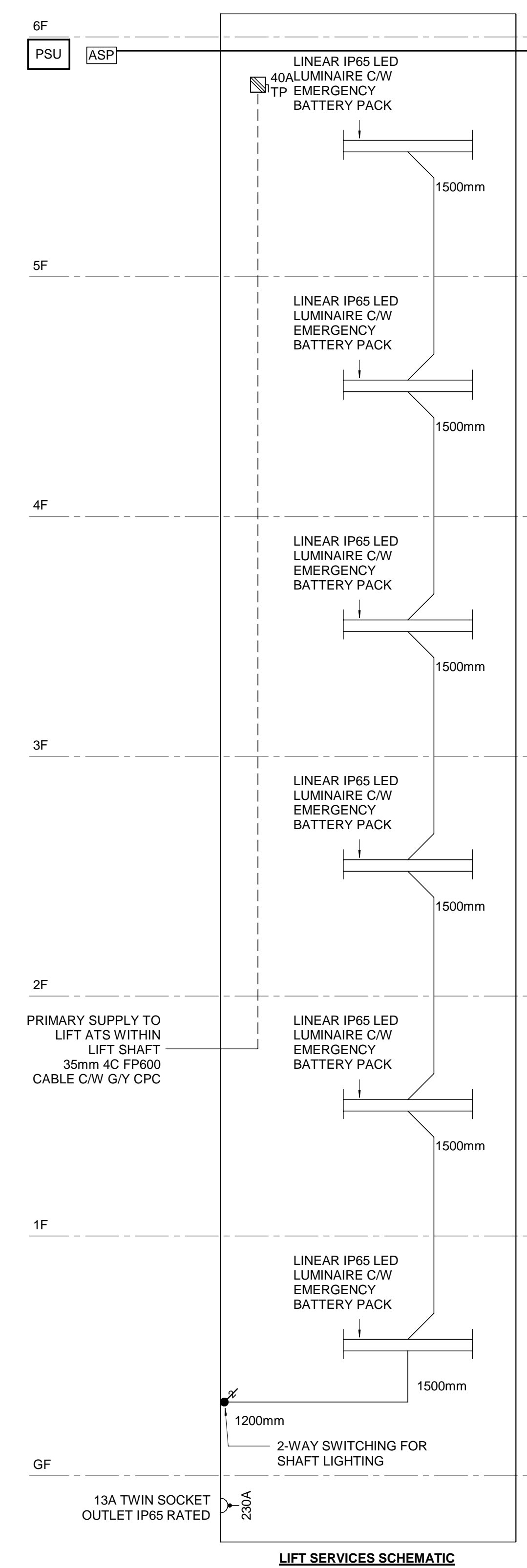
BLOCK A2



BLOCK B



BLOCK C



This drawing has been prepared for the use of AECOM's client. It may not be used, modified, reproduced or relied upon by third parties, except as agreed by AECOM or as required by law. AECOM accepts no responsibility, and denies any liability whatsoever, to any party that uses or relies on this drawing without AECOM's express written consent. All measurements must be obtained from the stated dimensions.