

## Appendix B – OPW Flood Records

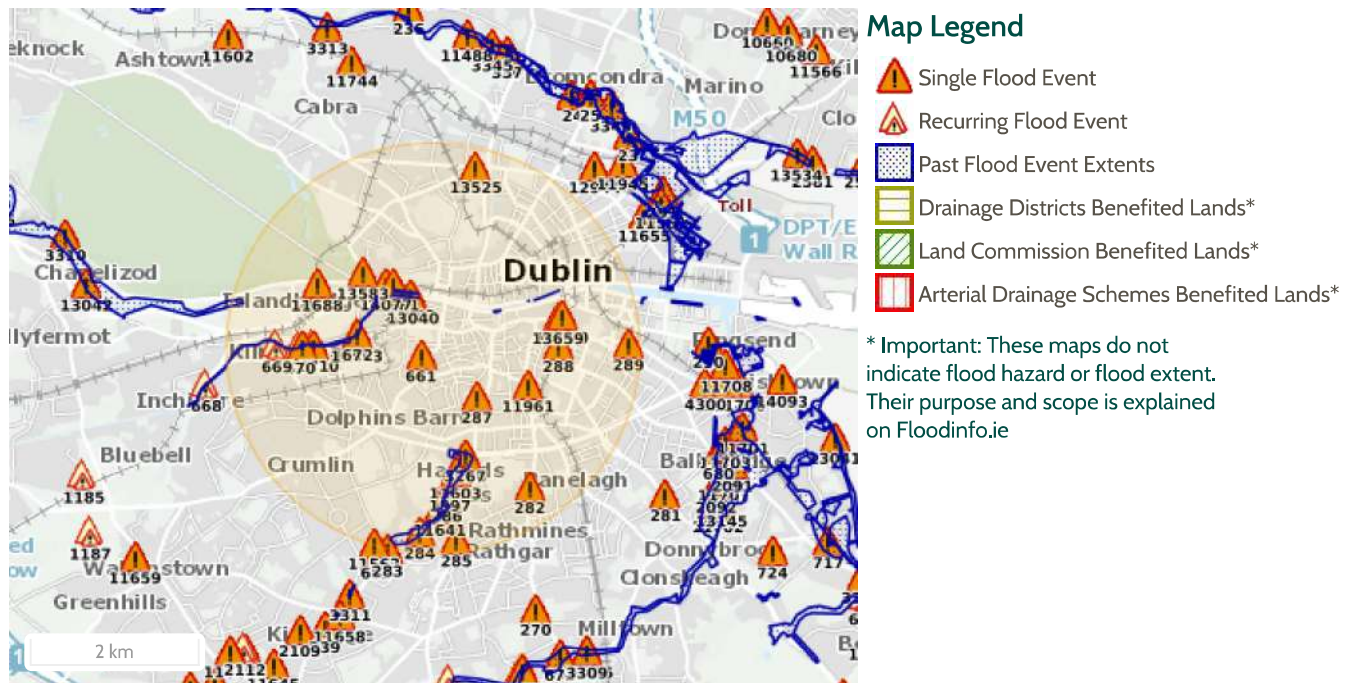
# Past Flood Event Local Area Summary Report



Report Produced: 3/1/2024 10:47

This Past Flood Event Summary Report summarises all past flood events within 2.5 kilometres of the map centre.

This report has been downloaded from [www.floodinfo.ie](http://www.floodinfo.ie) (the "Website"). The users should take account of the restrictions and limitations relating to the content and use of the Website that are explained in the Terms and Conditions. It is a condition of use of the Website that you agree to be bound by the disclaimer and other terms and conditions set out on the Website and to the privacy policy on the Website.



## Map Legend

- Single Flood Event
- Recurring Flood Event
- Past Flood Event Extents
- Drainage Districts Benefited Lands\*
- Land Commission Benefited Lands\*
- Arterial Drainage Schemes Benefited Lands\*

\* Important: These maps do not indicate flood hazard or flood extent. Their purpose and scope is explained on Floodinfo.ie

## 35 Results

| Name (Flood_ID)   | Start Date | Event Location    |
|---|------------|-------------------|
| 1.  Liffey Lower - Dec 1954 (ID-241)  | 08/12/1954 | Area              |
| Additional Information: <a href="#">Reports (5)</a> <a href="#">Press Archive (2)</a> |            |                   |
| 2.  Flooding at Dublin City on 30/07/2019 (ID-13659)                                  | 30/07/2019 | Approximate Point |
| Additional Information: <a href="#">Reports (0)</a> <a href="#">Press Archive (0)</a> |            |                   |
| 3.  Flooding at Dublin City on 22/11/2017 (ID-13583)                                  | 22/11/2017 | Approximate Point |
| Additional Information: <a href="#">Reports (0)</a> <a href="#">Press Archive (0)</a> |            |                   |
| 4.  Poddle Limekiln Lane Sept 1931 (ID-3267)  | 02/09/1931 | Approximate Point |
| Additional Information: <a href="#">Reports (1)</a> <a href="#">Press Archive (0)</a> |            |                   |
| 5.  Flooding at Trinity College, Dublin 2, 26th July 2013 (ID-11960)                  | 25/07/2013 | Approximate Point |
| Additional Information: <a href="#">Reports (1)</a> <a href="#">Press Archive (0)</a> |            |                   |
| 6.  Flooding on Wexford St, Dublin 2 on 26th July 2013 (ID-11961)                     | 25/07/2013 | Approximate Point |
| Additional Information: <a href="#">Reports (1)</a> <a href="#">Press Archive (0)</a> |            |                   |

|     | Name (Flood_ID)   | Start Date | Event Location    |
|-----|---|------------|-------------------|
| 7.  |  Poddle August 1986 (ID-32)<br>Additional Information: <a href="#">Reports (9)</a> <a href="#">Press Archive (1)</a>                           | 24/08/1986 | Area              |
| 8.  |  Poddle St Claires Ave Sept 1931 (ID-1997)<br>Additional Information: <a href="#">Reports (1)</a> <a href="#">Press Archive (0)</a>            | 02/09/1931 | Approximate Point |
| 9.  |  Poddle Limekiln Lane Aug 1905 (ID-1998)<br>Additional Information: <a href="#">Reports (1)</a> <a href="#">Press Archive (0)</a>              | 24/08/1905 | Approximate Point |
| 10. |  Camac August 1986 (ID-125)<br>Additional Information: <a href="#">Reports (3)</a> <a href="#">Press Archive (0)</a>                           | 24/08/1986 | Area              |
| 11. |  Flooding at Dublin City on 06/01/2014 (ID-13040)<br>Additional Information: <a href="#">Reports (0)</a> <a href="#">Press Archive (0)</a>     | 06/01/2014 | Approximate Point |
| 12. |  Rathmines Lower June 1963 (ID-282)<br>Additional Information: <a href="#">Reports (4)</a> <a href="#">Press Archive (2)</a>                   | 10/06/1963 | Exact Point       |
| 13. |  Kimmage Mount Argus June 1963 (ID-284)<br>Additional Information: <a href="#">Reports (4)</a> <a href="#">Press Archive (2)</a>               | 10/06/1963 | Exact Point       |
| 14. |  Harold's Cross June 1963 (ID-285)<br>Additional Information: <a href="#">Reports (4)</a> <a href="#">Press Archive (2)</a>                    | 10/06/1963 | Exact Point       |
| 15. |  Mount Jerome Harold's Cross June 1963 (ID-286)<br>Additional Information: <a href="#">Reports (4)</a> <a href="#">Press Archive (2)</a>       | 10/06/1963 | Exact Point       |
| 16. |  Clanbrassil Street June 1963 (ID-287)<br>Additional Information: <a href="#">Reports (4)</a> <a href="#">Press Archive (2)</a>              | 10/06/1963 | Exact Point       |
| 17. |  Grafton Street June 1963 (ID-288)<br>Additional Information: <a href="#">Reports (4)</a> <a href="#">Press Archive (2)</a>                  | 10/06/1963 | Exact Point       |
| 18. |  Fenian Street June 1963 (ID-289)<br>Additional Information: <a href="#">Reports (4)</a> <a href="#">Press Archive (2)</a>                   | 10/06/1963 | Exact Point       |
| 19. |  Poddle Tributary Marrowbone Lane Jan 1941 (ID-661)<br>Additional Information: <a href="#">Reports (1)</a> <a href="#">Press Archive (0)</a> | 20/01/1941 | Approximate Point |
| 20. |  Camac Turvey Ave Recurring (ID-669)<br>Additional Information: <a href="#">Reports (1)</a> <a href="#">Press Archive (0)</a>                | n/a        | Exact Point       |
| 21. |  Camac Carrickfoyle Terrace Recurring (ID-670)<br>Additional Information: <a href="#">Reports (1)</a> <a href="#">Press Archive (0)</a>      | n/a        | Exact Point       |
| 22. |  Camac Kearns Place Recurring (ID-671)<br>Additional Information: <a href="#">Reports (1)</a> <a href="#">Press Archive (0)</a>              | n/a        | Exact Point       |
| 23. |  Camac Bow Bridge Recurring (ID-672)<br>Additional Information: <a href="#">Reports (1)</a> <a href="#">Press Archive (0)</a>                | n/a        | Approximate Point |
| 24. |  Flooding at Dublin City on 14/06/2016 (ID-14077)<br>Additional Information: <a href="#">Reports (0)</a> <a href="#">Press Archive (0)</a>   | 14/06/2016 | Approximate Point |
| 25. |  Flooding at Dublin City on 15/06/2016 (ID-13525)  | 15/06/2016 | Approximate Point |

| Name (Flood_ID)   | Start Date | Event Location    |
|---|------------|-------------------|
| Additional Information: <a href="#">Reports (0)</a> <a href="#">Press Archive (0)</a>   |            |                   |
| 26.  Dublin City Tidal Feb 2002 (ID-456)  | 01/02/2002 | Area              |
| Additional Information: <a href="#">Reports (45)</a> <a href="#">Press Archive (27)</a>   |            |                   |
| 27.  Flooding at Blarney Park, Crumlin, Dublin 12 on 24th Oct 2011 (ID-11562)                      | 23/10/2011 | Approximate Point |
| Additional Information: <a href="#">Reports (1)</a> <a href="#">Press Archive (0)</a>   |            |                   |
| 28.  Flooding at Bow Lane, Kilmainham, Dublin 8 on 24th Oct 2011 (ID-11563)                        | 23/10/2011 | Approximate Point |
| Additional Information: <a href="#">Reports (1)</a> <a href="#">Press Archive (0)</a>   |            |                   |
| 29.  Flooding at Harold's Cross, Dublin City on 24th Oct 2011 (ID-11603)                           | 23/10/2011 | Approximate Point |
| Additional Information: <a href="#">Reports (1)</a> <a href="#">Press Archive (0)</a>   |            |                   |
| 30.  Flooding at Kearns Place, Kilmainham, Dublin 8 on 24th Oct 2011 (ID-11620)                    | 23/10/2011 | Approximate Point |
| Additional Information: <a href="#">Reports (1)</a> <a href="#">Press Archive (0)</a>   |            |                   |
| 31.  Flooding at Lady's Lane, Kilmainham, Co. Dublin on 24th Oct 2011 (ID-11622)                   | 23/10/2011 | Approximate Point |
| Additional Information: <a href="#">Reports (1)</a> <a href="#">Press Archive (0)</a>   |            |                   |
| 32.  Flooding at Mount Argus Road and Kimmage Road Lower on 24th Oct 2011 (ID-11641)               | 23/10/2011 | Exact Point       |
| Additional Information: <a href="#">Reports (1)</a> <a href="#">Press Archive (0)</a>   |            |                   |
| 33.  Flooding at Ashling Hotel, Parkgate Street, Dublin 8 on 24th Oct 2011 (ID-11681)              | 23/10/2011 | Exact Point       |
| Additional Information: <a href="#">Reports (1)</a> <a href="#">Press Archive (0)</a>   |            |                   |
| 34.  Flooding at Bridgewater Quay Apartments, Islandbridge, Dublin 8. on 24th Oct 2011 (ID-11688) | 23/10/2011 | Exact Point       |
| Additional Information: <a href="#">Reports (1)</a> <a href="#">Press Archive (0)</a>   |            |                   |
| 35.  Flooding at Dublin City on 03/02/2014 (ID-13093)  | 03/02/2014 | Approximate Point |
| Additional Information: <a href="#">Reports (0)</a> <a href="#">Press Archive (0)</a>   |            |                   |

## Appendix C – Pluvial Flood Map



## Appendix D – Existing Record Drawings



## Appendix E – Met Eireann Rainfall Matrix

Met Éireann  
Return Period Rainfall Depths for sliding Durations  
Irish Grid: Easting: 314406, Northing: 233677,

| DURATION | Interval |        | Years  |        |        |        |        |        |        |        |        |        |        |        |        |        |
|----------|----------|--------|--------|--------|--------|--------|--------|--------|--------|--------|--------|--------|--------|--------|--------|--------|
|          | 6months, | 1year, | 2,     | 3,     | 4,     | 5,     | 10,    | 20,    | 30,    | 50,    | 75,    | 100,   | 150,   | 200,   | 250,   | 500,   |
| 5 mins   | 2.4,     | 3.5,   | 4.1,   | 5.0,   | 5.6,   | 6.1,   | 7.7,   | 9.5,   | 10.7,  | 12.4,  | 14.0,  | 15.2,  | 17.1,  | 18.6,  | 19.8,  | N/A,   |
| 10 mins  | 3.4,     | 4.9,   | 5.7,   | 7.0,   | 7.8,   | 8.5,   | 10.7,  | 13.2,  | 14.9,  | 17.3,  | 19.5,  | 21.2,  | 23.8,  | 25.9,  | 27.6,  | N/A,   |
| 15 mins  | 4.0,     | 5.8,   | 6.7,   | 8.2,   | 9.2,   | 10.0,  | 12.6,  | 15.6,  | 17.6,  | 20.4,  | 22.9,  | 24.9,  | 28.0,  | 30.4,  | 32.4,  | N/A,   |
| 30 mins  | 5.3,     | 7.5,   | 8.7,   | 10.5,  | 11.8,  | 12.8,  | 15.9,  | 19.6,  | 22.0,  | 25.4,  | 28.5,  | 30.8,  | 34.5,  | 37.4,  | 39.7,  | N/A,   |
| 1 hours  | 7.0,     | 9.8,   | 11.3,  | 13.6,  | 15.1,  | 16.3,  | 20.2,  | 24.6,  | 27.5,  | 31.6,  | 35.3,  | 38.1,  | 42.5,  | 45.8,  | 48.6,  | N/A,   |
| 2 hours  | 9.2,     | 12.8,  | 14.7,  | 17.5,  | 19.4,  | 20.8,  | 25.6,  | 31.0,  | 34.5,  | 39.4,  | 43.8,  | 47.1,  | 52.3,  | 56.3,  | 59.6,  | N/A,   |
| 3 hours  | 10.8,    | 14.9,  | 17.1,  | 20.3,  | 22.4,  | 24.1,  | 29.4,  | 35.4,  | 39.3,  | 44.8,  | 49.6,  | 53.3,  | 59.0,  | 63.4,  | 67.1,  | N/A,   |
| 4 hours  | 12.2,    | 16.6,  | 19.0,  | 22.5,  | 24.8,  | 26.7,  | 32.5,  | 39.0,  | 43.2,  | 49.1,  | 54.3,  | 58.3,  | 64.4,  | 69.1,  | 72.9,  | N/A,   |
| 6 hours  | 14.3,    | 19.4,  | 22.1,  | 26.1,  | 28.7,  | 30.8,  | 37.3,  | 44.6,  | 49.3,  | 55.8,  | 61.5,  | 66.0,  | 72.7,  | 77.9,  | 82.1,  | N/A,   |
| 9 hours  | 16.9,    | 22.7,  | 25.8,  | 30.3,  | 33.2,  | 35.5,  | 42.9,  | 51.0,  | 56.2,  | 63.5,  | 69.8,  | 74.7,  | 82.1,  | 87.8,  | 92.5,  | N/A,   |
| 12 hours | 18.9,    | 25.4,  | 28.7,  | 33.6,  | 36.8,  | 39.3,  | 47.3,  | 56.0,  | 61.7,  | 69.5,  | 76.3,  | 81.5,  | 89.5,  | 95.6,  | 100.6, | N/A,   |
| 18 hours | 22.3,    | 29.6,  | 33.4,  | 38.9,  | 42.6,  | 45.4,  | 54.3,  | 64.1,  | 70.4,  | 79.0,  | 86.6,  | 92.3,  | 101.1, | 107.7, | 113.2, | N/A,   |
| 24 hours | 25.0,    | 33.1,  | 37.2,  | 43.3,  | 47.2,  | 50.3,  | 59.9,  | 70.5,  | 77.3,  | 86.6,  | 94.7,  | 100.8, | 110.2, | 117.3, | 123.1, | 143.2, |
| 2 days   | 30.7,    | 39.8,  | 44.4,  | 51.0,  | 55.4,  | 58.7,  | 69.1,  | 80.4,  | 87.5,  | 97.3,  | 105.8, | 112.1, | 121.8, | 129.1, | 135.1, | 155.4, |
| 3 days   | 35.2,    | 45.2,  | 50.2,  | 57.4,  | 62.0,  | 65.6,  | 76.7,  | 88.5,  | 96.1,  | 106.3, | 115.1, | 121.7, | 131.7, | 139.3, | 145.4, | 166.3, |
| 4 days   | 39.2,    | 49.9,  | 55.2,  | 62.8,  | 67.8,  | 71.5,  | 83.2,  | 95.7,  | 103.5, | 114.1, | 123.3, | 130.2, | 140.5, | 148.3, | 154.6, | 176.0, |
| 6 days   | 46.2,    | 58.1,  | 64.0,  | 72.4,  | 77.8,  | 81.9,  | 94.6,  | 108.0, | 116.4, | 127.8, | 137.5, | 144.8, | 155.7, | 163.9, | 170.6, | 193.0, |
| 8 days   | 52.4,    | 65.3,  | 71.7,  | 80.7,  | 86.5,  | 90.9,  | 104.5, | 118.7, | 127.7, | 139.7, | 149.9, | 157.6, | 169.0, | 177.6, | 184.6, | 207.9, |
| 10 days  | 58.0,    | 71.8,  | 78.7,  | 88.3,  | 94.5,  | 99.1,  | 113.4, | 128.5, | 137.8, | 150.4, | 161.1, | 169.1, | 181.0, | 190.0, | 197.2, | 221.4, |
| 12 days  | 63.2,    | 77.9,  | 85.1,  | 95.3,  | 101.8, | 106.7, | 121.7, | 137.4, | 147.2, | 160.3, | 171.4, | 179.7, | 192.1, | 201.3, | 208.8, | 233.8, |
| 16 days  | 72.9,    | 89.1,  | 97.1,  | 108.2, | 115.2, | 120.5, | 136.8, | 153.8, | 164.3, | 178.3, | 190.2, | 199.0, | 212.2, | 222.0, | 229.9, | 256.3, |
| 20 days  | 81.8,    | 99.4,  | 108.0, | 119.9, | 127.5, | 133.2, | 150.6, | 168.6, | 179.8, | 194.7, | 207.2, | 216.5, | 230.4, | 240.7, | 249.0, | 276.6, |
| 25 days  | 92.2,    | 111.4, | 120.7, | 133.6, | 141.7, | 147.8, | 166.5, | 185.8, | 197.6, | 213.4, | 226.7, | 236.6, | 251.2, | 262.1, | 270.8, | 299.9, |

NOTES:

N/A Data not available

These values are derived from a Depth Duration Frequency (DDF) Model

For details refer to:

'Fitzgerald D. L. (2007), Estimates of Point Rainfall Frequencies, Technical Note No. 61, Met Éireann, Dublin',

Available for download at [www.met.ie/climate/dataproducts/Estimation-of-Point-Rainfall-Frequencies\\_TN61.pdf](http://www.met.ie/climate/dataproducts/Estimation-of-Point-Rainfall-Frequencies_TN61.pdf)

M5-60 = 16.3 mm  
Ratio R = 16.3/58.7 = 0.278

SAAR (from Met Éireann) = 725 mm  
(Used in Qbar Estimation)

## Appendix F – Surface Water Network Calculations

|  |   |                   |                    |
|--|---|-------------------|--------------------|
| DCC School:<br>Surface Water Drainage Network          | Date:<br>25/03/2025   |                   |                    |
|  | Designed by:<br>AR  | Checked by:<br>LS | Approved By:<br>LS |
| Report Details:<br>Type: Inflows<br>Storm Phase: Phase | AECOM:<br>Adelphi Plaza, George's Street Upper<br>Dublin<br>Ireland |                   |                    |



**Green Roof**

Type : Catchment Area

|           |       |
|-----------|-------|
| Area (ha) | 0.042 |
|-----------|-------|

**Dynamic Sizing**

| Runoff Method                        | Green Roof |
|--------------------------------------|------------|
| Summer Volumetric Runoff Coefficient | 0.750      |
| Winter Volumetric Runoff Coefficient | 0.750      |
| Depression Storage (mm)              | 2          |
| Evapotranspiration (mm/day)          | 3.0        |
| Decay Coefficiency                   | 0.050      |
| Time Delay (mins)                    | 120        |



**Central Grass area**

Type : Catchment Area

|           |       |
|-----------|-------|
| Area (ha) | 0.014 |
|-----------|-------|

**Dynamic Sizing**

| Runoff Method                | Time of Concentration |
|------------------------------|-----------------------|
| Summer Volumetric Runoff     | 0.150                 |
| Winter Volumetric Runoff     | 0.150                 |
| Time of Concentration (mins) | 5                     |
| Percentage Impervious (%)    | 100                   |



**Catchment Area (1)**

Type : Catchment Area

|           |       |
|-----------|-------|
| Area (ha) | 0.007 |
|-----------|-------|

**Dynamic Sizing**

| Runoff Method                | Time of Concentration |
|------------------------------|-----------------------|
| Summer Volumetric Runoff     | 0.900                 |
| Winter Volumetric Runoff     | 0.900                 |
| Time of Concentration (mins) | 4                     |
| Percentage Impervious (%)    | 100                   |

|  |   |                   |                    |
|--|---|-------------------|--------------------|
| DCC School:<br>Surface Water Drainage Network          | Date:<br>25/03/2025   |                   |                    |
|  | Designed by:<br>AR  | Checked by:<br>LS | Approved By:<br>LS |
| Report Details:<br>Type: Inflows<br>Storm Phase: Phase | AECOM:<br>Adelphi Plaza, George's Street Upper<br>Dublin<br>Ireland |                   |                    |



#### Catchment Area (2)

Type : Catchment Area

|           |       |
|-----------|-------|
| Area (ha) | 0.006 |
|-----------|-------|

#### Dynamic Sizing

| Runoff Method                | Time of Concentration |
|------------------------------|-----------------------|
| Summer Volumetric Runoff     | 0.900                 |
| Winter Volumetric Runoff     | 0.900                 |
| Time of Concentration (mins) | 4                     |
| Percentage Impervious (%)    | 100                   |



#### Catchment Area (4)

Type : Catchment Area

|           |       |
|-----------|-------|
| Area (ha) | 0.006 |
|-----------|-------|

#### Dynamic Sizing

| Runoff Method                | Time of Concentration |
|------------------------------|-----------------------|
| Summer Volumetric Runoff     | 0.900                 |
| Winter Volumetric Runoff     | 0.900                 |
| Time of Concentration (mins) | 4                     |
| Percentage Impervious (%)    | 100                   |



#### Catchment Area (6)

Type : Catchment Area

|           |       |
|-----------|-------|
| Area (ha) | 0.008 |
|-----------|-------|

#### Dynamic Sizing

| Runoff Method                | Time of Concentration |
|------------------------------|-----------------------|
| Summer Volumetric Runoff     | 0.900                 |
| Winter Volumetric Runoff     | 0.900                 |
| Time of Concentration (mins) | 4                     |
| Percentage Impervious (%)    | 100                   |

|  |   |                   |                    |
|--|---|-------------------|--------------------|
| DCC School:<br>Surface Water Drainage Network          | Date:<br>25/03/2025   |                   |                    |
|  | Designed by:<br>AR  | Checked by:<br>LS | Approved By:<br>LS |
| Report Details:<br>Type: Inflows<br>Storm Phase: Phase | AECOM:<br>Adelphi Plaza, George's Street Upper<br>Dublin<br>Ireland |                   |                    |



### Catchment Area (8)

Type : Catchment Area

|           |       |
|-----------|-------|
| Area (ha) | 0.008 |
|-----------|-------|

#### Dynamic Sizing

| Runoff Method                | Time of Concentration |
|------------------------------|-----------------------|
| Summer Volumetric Runoff     | 0.900                 |
| Winter Volumetric Runoff     | 0.900                 |
| Time of Concentration (mins) | 5                     |
| Percentage Impervious (%)    | 100                   |



### Catchment Area (18)

Type : Catchment Area

|           |       |
|-----------|-------|
| Area (ha) | 0.003 |
|-----------|-------|

#### Dynamic Sizing

| Runoff Method                | Time of Concentration |
|------------------------------|-----------------------|
| Summer Volumetric Runoff     | 0.900                 |
| Winter Volumetric Runoff     | 0.900                 |
| Time of Concentration (mins) | 4                     |
| Percentage Impervious (%)    | 100                   |



### Catchment Area (10)

Type : Catchment Area

|           |       |
|-----------|-------|
| Area (ha) | 0.007 |
|-----------|-------|

#### Dynamic Sizing

| Runoff Method                | Time of Concentration |
|------------------------------|-----------------------|
| Summer Volumetric Runoff     | 0.950                 |
| Winter Volumetric Runoff     | 0.950                 |
| Time of Concentration (mins) | 5                     |
| Percentage Impervious (%)    | 100                   |

|  |   |                   |                    |
|--|---|-------------------|--------------------|
| DCC School:<br>Surface Water Drainage Network          | Date:<br>25/03/2025   |                   |                    |
|  | Designed by:<br>AR  | Checked by:<br>LS | Approved By:<br>LS |
| Report Details:<br>Type: Inflows<br>Storm Phase: Phase | AECOM:<br>Adelphi Plaza, George's Street Upper<br>Dublin<br>Ireland |                   |                    |



### Catchment Area (40)

Type : Catchment Area

|           |       |
|-----------|-------|
| Area (ha) | 0.036 |
|-----------|-------|

#### Dynamic Sizing

| Runoff Method                | Time of Concentration |
|------------------------------|-----------------------|
| Summer Volumetric Runoff     | 0.900                 |
| Winter Volumetric Runoff     | 0.900                 |
| Time of Concentration (mins) | 5                     |
| Percentage Impervious (%)    | 100                   |



### Catchment Area

Type : Catchment Area

|           |       |
|-----------|-------|
| Area (ha) | 0.007 |
|-----------|-------|

#### Dynamic Sizing

| Runoff Method                | Time of Concentration |
|------------------------------|-----------------------|
| Summer Volumetric Runoff     | 0.900                 |
| Winter Volumetric Runoff     | 0.900                 |
| Time of Concentration (mins) | 5                     |
| Percentage Impervious (%)    | 100                   |



### Catchment Area (43)

Type : Catchment Area

|           |       |
|-----------|-------|
| Area (ha) | 0.012 |
|-----------|-------|

#### Dynamic Sizing

| Runoff Method                | Time of Concentration |
|------------------------------|-----------------------|
| Summer Volumetric Runoff     | 0.900                 |
| Winter Volumetric Runoff     | 0.900                 |
| Time of Concentration (mins) | 5                     |
| Percentage Impervious (%)    | 100                   |

|  |   |                   |                    |
|--|---|-------------------|--------------------|
| DCC School:<br>Surface Water Drainage Network          | Date:<br>25/03/2025   |                   |                    |
|  | Designed by:<br>AR  | Checked by:<br>LS | Approved By:<br>LS |
| Report Details:<br>Type: Inflows<br>Storm Phase: Phase | AECOM:<br>Adelphi Plaza, George's Street Upper<br>Dublin<br>Ireland |                   |                    |



**Catchment Area (23)**

Type : Catchment Area

|           |       |
|-----------|-------|
| Area (ha) | 0.003 |
|-----------|-------|

**Dynamic Sizing**

| Runoff Method                | Time of Concentration |
|------------------------------|-----------------------|
| Summer Volumetric Runoff     | 0.900                 |
| Winter Volumetric Runoff     | 0.900                 |
| Time of Concentration (mins) | 5                     |
| Percentage Impervious (%)    | 100                   |



**Catchment Area (25)**

Type : Catchment Area

|           |       |
|-----------|-------|
| Area (ha) | 0.014 |
|-----------|-------|

**Dynamic Sizing**

| Runoff Method                | Time of Concentration |
|------------------------------|-----------------------|
| Summer Volumetric Runoff     | 0.950                 |
| Winter Volumetric Runoff     | 0.950                 |
| Time of Concentration (mins) | 5                     |
| Percentage Impervious (%)    | 100                   |



**Catchment Area (26)**

Type : Catchment Area

|           |       |
|-----------|-------|
| Area (ha) | 0.012 |
|-----------|-------|

**Dynamic Sizing**

| Runoff Method                | Time of Concentration |
|------------------------------|-----------------------|
| Summer Volumetric Runoff     | 0.950                 |
| Winter Volumetric Runoff     | 0.950                 |
| Time of Concentration (mins) | 5                     |
| Percentage Impervious (%)    | 100                   |

|  |   |                   |                    |
|--|---|-------------------|--------------------|
| DCC School:<br>Surface Water Drainage Network          | Date:<br>25/03/2025   |                   |                    |
|  | Designed by:<br>AR  | Checked by:<br>LS | Approved By:<br>LS |
| Report Details:<br>Type: Inflows<br>Storm Phase: Phase | AECOM:<br>Adelphi Plaza, George's Street Upper<br>Dublin<br>Ireland |                   |                    |



### Catchment Area (27)

Type : Catchment Area

|           |       |
|-----------|-------|
| Area (ha) | 0.012 |
|-----------|-------|

#### Dynamic Sizing

| Runoff Method                | Time of Concentration |
|------------------------------|-----------------------|
| Summer Volumetric Runoff     | 0.950                 |
| Winter Volumetric Runoff     | 0.950                 |
| Time of Concentration (mins) | 5                     |
| Percentage Impervious (%)    | 100                   |



### Catchment Area (28)

Type : Catchment Area

|           |      |
|-----------|------|
| Area (ha) | 0.01 |
|-----------|------|

#### Dynamic Sizing

| Runoff Method                | Time of Concentration |
|------------------------------|-----------------------|
| Summer Volumetric Runoff     | 0.950                 |
| Winter Volumetric Runoff     | 0.950                 |
| Time of Concentration (mins) | 5                     |
| Percentage Impervious (%)    | 100                   |



### Catchment Area (3)

Type : Catchment Area

|           |      |
|-----------|------|
| Area (ha) | 0.01 |
|-----------|------|

#### Dynamic Sizing

| Runoff Method                | Time of Concentration |
|------------------------------|-----------------------|
| Summer Volumetric Runoff     | 0.950                 |
| Winter Volumetric Runoff     | 0.950                 |
| Time of Concentration (mins) | 5                     |
| Percentage Impervious (%)    | 100                   |

|  |   |                   |                    |
|--|---|-------------------|--------------------|
| DCC School:<br>Surface Water Drainage Network          | Date:<br>25/03/2025   |                   |                    |
|  | Designed by:<br>AR  | Checked by:<br>LS | Approved By:<br>LS |
| Report Details:<br>Type: Inflows<br>Storm Phase: Phase | AECOM:<br>Adelphi Plaza, George's Street Upper<br>Dublin<br>Ireland |                   |                    |



**Green Roof (5)**

Type : Catchment Area

|           |       |
|-----------|-------|
| Area (ha) | 0.021 |
|-----------|-------|

**Dynamic Sizing**

|                                      |            |
|--------------------------------------|------------|
| Runoff Method                        | Green Roof |
| Summer Volumetric Runoff Coefficient | 0.750      |
| Winter Volumetric Runoff Coefficient | 0.750      |
| Depression Storage (mm)              | 2          |
| Evapotranspiration (mm/day)          | 3.0        |
| Decay Coefficiency                   | 0.050      |
| Time Delay (mins)                    | 120        |



**Green Roof (3)**

Type : Catchment Area

|           |       |
|-----------|-------|
| Area (ha) | 0.024 |
|-----------|-------|

**Dynamic Sizing**

|                                      |            |
|--------------------------------------|------------|
| Runoff Method                        | Green Roof |
| Summer Volumetric Runoff Coefficient | 0.750      |
| Winter Volumetric Runoff Coefficient | 0.750      |
| Depression Storage (mm)              | 2          |
| Evapotranspiration (mm/day)          | 3.0        |
| Decay Coefficiency                   | 0.050      |
| Time Delay (mins)                    | 120        |



**Catchment Area (20)**

Type : Catchment Area

|           |       |
|-----------|-------|
| Area (ha) | 0.007 |
|-----------|-------|

**Dynamic Sizing**

|                              |                       |
|------------------------------|-----------------------|
| Runoff Method                | Time of Concentration |
| Summer Volumetric Runoff     | 0.950                 |
| Winter Volumetric Runoff     | 0.950                 |
| Time of Concentration (mins) | 5                     |
| Percentage Impervious (%)    | 100                   |

|  |   |                   |                    |
|--|---|-------------------|--------------------|
| DCC School:<br>Surface Water Drainage Network          | Date:<br>25/03/2025   |                   |                    |
|  | Designed by:<br>AR  | Checked by:<br>LS | Approved By:<br>LS |
| Report Details:<br>Type: Inflows<br>Storm Phase: Phase | AECOM:<br>Adelphi Plaza, George's Street Upper<br>Dublin<br>Ireland |                   |                    |



**Green Roof (2)**

Type : Catchment Area

|           |       |
|-----------|-------|
| Area (ha) | 0.003 |
|-----------|-------|

**Dynamic Sizing**

| Runoff Method                        | Green Roof |
|--------------------------------------|------------|
| Summer Volumetric Runoff Coefficient | 0.750      |
| Winter Volumetric Runoff Coefficient | 0.750      |
| Depression Storage (mm)              | 2          |
| Evapotranspiration (mm/day)          | 3.0        |
| Decay Coefficiency                   | 0.050      |
| Time Delay (mins)                    | 120        |



**Catchment Area (24)**

Type : Catchment Area

|           |       |
|-----------|-------|
| Area (ha) | 0.013 |
|-----------|-------|

**Dynamic Sizing**

| Runoff Method                | Time of Concentration |
|------------------------------|-----------------------|
| Summer Volumetric Runoff     | 0.950                 |
| Winter Volumetric Runoff     | 0.950                 |
| Time of Concentration (mins) | 5                     |
| Percentage Impervious (%)    | 100                   |



**Catchment Area (14)**

Type : Catchment Area

|           |       |
|-----------|-------|
| Area (ha) | 0.004 |
|-----------|-------|

**Dynamic Sizing**

| Runoff Method                | Time of Concentration |
|------------------------------|-----------------------|
| Summer Volumetric Runoff     | 0.900                 |
| Winter Volumetric Runoff     | 0.900                 |
| Time of Concentration (mins) | 5                     |
| Percentage Impervious (%)    | 100                   |

|  |   |                   |                    |
|--|---|-------------------|--------------------|
| DCC School:<br>Surface Water Drainage Network          | Date:<br>25/03/2025   |                   |                    |
|  | Designed by:<br>AR  | Checked by:<br>LS | Approved By:<br>LS |
| Report Details:<br>Type: Inflows<br>Storm Phase: Phase | AECOM:<br>Adelphi Plaza, George's Street Upper<br>Dublin<br>Ireland |                   |                    |



### Catchment Area (15)

Type : Catchment Area

|           |       |
|-----------|-------|
| Area (ha) | 0.004 |
|-----------|-------|

#### Dynamic Sizing

| Runoff Method                | Time of Concentration |
|------------------------------|-----------------------|
| Summer Volumetric Runoff     | 0.900                 |
| Winter Volumetric Runoff     | 0.900                 |
| Time of Concentration (mins) | 5                     |
| Percentage Impervious (%)    | 100                   |



### Catchment Area (16)

Type : Catchment Area

|           |       |
|-----------|-------|
| Area (ha) | 0.005 |
|-----------|-------|

#### Dynamic Sizing

| Runoff Method                | Time of Concentration |
|------------------------------|-----------------------|
| Summer Volumetric Runoff     | 0.900                 |
| Winter Volumetric Runoff     | 0.900                 |
| Time of Concentration (mins) | 5                     |
| Percentage Impervious (%)    | 100                   |



### Catchment Area (17)

Type : Catchment Area

|           |      |
|-----------|------|
| Area (ha) | 0.02 |
|-----------|------|

#### Dynamic Sizing

| Runoff Method                | Time of Concentration |
|------------------------------|-----------------------|
| Summer Volumetric Runoff     | 0.900                 |
| Winter Volumetric Runoff     | 0.900                 |
| Time of Concentration (mins) | 5                     |
| Percentage Impervious (%)    | 100                   |

|  |   |                   |                    |
|--|---|-------------------|--------------------|
| DCC School:<br>Surface Water Drainage Network          | Date:<br>25/03/2025   |                   |                    |
|  | Designed by:<br>AR  | Checked by:<br>LS | Approved By:<br>LS |
| Report Details:<br>Type: Inflows<br>Storm Phase: Phase | AECOM:<br>Adelphi Plaza, George's Street Upper<br>Dublin<br>Ireland |                   |                    |



### Catchment Area (9)

Type : Catchment Area

|           |       |
|-----------|-------|
| Area (ha) | 0.008 |
|-----------|-------|

#### Dynamic Sizing

| Runoff Method                | Time of Concentration |
|------------------------------|-----------------------|
| Summer Volumetric Runoff     | 0.900                 |
| Winter Volumetric Runoff     | 0.900                 |
| Time of Concentration (mins) | 5                     |
| Percentage Impervious (%)    | 100                   |



### Catchment Area (12)

Type : Catchment Area

|           |       |
|-----------|-------|
| Area (ha) | 0.003 |
|-----------|-------|

#### Dynamic Sizing

| Runoff Method                | Time of Concentration |
|------------------------------|-----------------------|
| Summer Volumetric Runoff     | 0.900                 |
| Winter Volumetric Runoff     | 0.900                 |
| Time of Concentration (mins) | 5                     |
| Percentage Impervious (%)    | 100                   |



### Catchment Area (21)

Type : Catchment Area

|           |       |
|-----------|-------|
| Area (ha) | 0.007 |
|-----------|-------|

#### Dynamic Sizing

| Runoff Method                | Time of Concentration |
|------------------------------|-----------------------|
| Summer Volumetric Runoff     | 0.750                 |
| Winter Volumetric Runoff     | 0.840                 |
| Time of Concentration (mins) | 5                     |
| Percentage Impervious (%)    | 100                   |

|  |   |                   |                    |
|--|---|-------------------|--------------------|
| DCC School:<br>Surface Water Drainage Network          | Date:<br>25/03/2025   |                   |                    |
|  | Designed by:<br>AR  | Checked by:<br>LS | Approved By:<br>LS |
| Report Details:<br>Type: Inflows<br>Storm Phase: Phase | AECOM:<br>Adelphi Plaza, George's Street Upper<br>Dublin<br>Ireland |                   |                    |



**Catchment Area (22)**

Type : Catchment Area

|           |       |
|-----------|-------|
| Area (ha) | 0.002 |
|-----------|-------|

**Dynamic Sizing**

| Runoff Method                | Time of Concentration |
|------------------------------|-----------------------|
| Summer Volumetric Runoff     | 0.900                 |
| Winter Volumetric Runoff     | 0.900                 |
| Time of Concentration (mins) | 5                     |
| Percentage Impervious (%)    | 100                   |



**Catchment Area (29)**

Type : Catchment Area

|           |       |
|-----------|-------|
| Area (ha) | 0.008 |
|-----------|-------|

**Dynamic Sizing**

| Runoff Method                | Time of Concentration |
|------------------------------|-----------------------|
| Summer Volumetric Runoff     | 0.900                 |
| Winter Volumetric Runoff     | 0.900                 |
| Time of Concentration (mins) | 5                     |
| Percentage Impervious (%)    | 100                   |



**Catchment Area (30)**

Type : Catchment Area

|           |       |
|-----------|-------|
| Area (ha) | 0.005 |
|-----------|-------|

**Dynamic Sizing**

| Runoff Method                | Time of Concentration |
|------------------------------|-----------------------|
| Summer Volumetric Runoff     | 0.900                 |
| Winter Volumetric Runoff     | 0.900                 |
| Time of Concentration (mins) | 5                     |
| Percentage Impervious (%)    | 100                   |

|  |   |                   |                    |
|--|---|-------------------|--------------------|
| DCC School:<br>Surface Water Drainage Network          | Date:<br>25/03/2025   |                   |                    |
|  | Designed by:<br>AR  | Checked by:<br>LS | Approved By:<br>LS |
| Report Details:<br>Type: Inflows<br>Storm Phase: Phase | AECOM:<br>Adelphi Plaza, George's Street Upper<br>Dublin<br>Ireland |                   |                    |



**Catchment Area (31)**

Type : Catchment Area

|           |       |
|-----------|-------|
| Area (ha) | 0.006 |
|-----------|-------|

**Dynamic Sizing**

| Runoff Method                | Time of Concentration |
|------------------------------|-----------------------|
| Summer Volumetric Runoff     | 0.900                 |
| Winter Volumetric Runoff     | 0.900                 |
| Time of Concentration (mins) | 5                     |
| Percentage Impervious (%)    | 100                   |



**Catchment Area (34)**

Type : Catchment Area

|           |       |
|-----------|-------|
| Area (ha) | 0.011 |
|-----------|-------|

**Dynamic Sizing**

| Runoff Method                | Time of Concentration |
|------------------------------|-----------------------|
| Summer Volumetric Runoff     | 0.900                 |
| Winter Volumetric Runoff     | 0.900                 |
| Time of Concentration (mins) | 5                     |
| Percentage Impervious (%)    | 100                   |



**Catchment Area (7)**

Type : Catchment Area

|           |       |
|-----------|-------|
| Area (ha) | 0.002 |
|-----------|-------|

**Dynamic Sizing**

| Runoff Method                | Time of Concentration |
|------------------------------|-----------------------|
| Summer Volumetric Runoff     | 0.900                 |
| Winter Volumetric Runoff     | 0.900                 |
| Time of Concentration (mins) | 5                     |
| Percentage Impervious (%)    | 100                   |

|  |   |                   |                    |
|--|---|-------------------|--------------------|
| DCC School:<br>Surface Water Drainage Network          | Date:<br>25/03/2025   |                   |                    |
|  | Designed by:<br>AR  | Checked by:<br>LS | Approved By:<br>LS |
| Report Details:<br>Type: Inflows<br>Storm Phase: Phase | AECOM:<br>Adelphi Plaza, George's Street Upper<br>Dublin<br>Ireland |                   |                    |



**Catchment Area (36)**

Type : Catchment Area

|           |       |
|-----------|-------|
| Area (ha) | 0.003 |
|-----------|-------|

**Dynamic Sizing**

| Runoff Method                | Time of Concentration |
|------------------------------|-----------------------|
| Summer Volumetric Runoff     | 0.900                 |
| Winter Volumetric Runoff     | 0.900                 |
| Time of Concentration (mins) | 5                     |
| Percentage Impervious (%)    | 100                   |



**Catchment Area (37)**

Type : Catchment Area

|           |       |
|-----------|-------|
| Area (ha) | 0.002 |
|-----------|-------|

**Dynamic Sizing**

| Runoff Method                | Time of Concentration |
|------------------------------|-----------------------|
| Summer Volumetric Runoff     | 0.900                 |
| Winter Volumetric Runoff     | 0.900                 |
| Time of Concentration (mins) | 5                     |
| Percentage Impervious (%)    | 100                   |



**Catchment Area (38)**

Type : Catchment Area

|           |       |
|-----------|-------|
| Area (ha) | 0.002 |
|-----------|-------|

**Dynamic Sizing**

| Runoff Method                | Time of Concentration |
|------------------------------|-----------------------|
| Summer Volumetric Runoff     | 0.900                 |
| Winter Volumetric Runoff     | 0.900                 |
| Time of Concentration (mins) | 5                     |
| Percentage Impervious (%)    | 100                   |

|  |   |                   |                    |
|--|---|-------------------|--------------------|
| DCC School:<br>Surface Water Drainage Network          | Date:<br>25/03/2025   |                   |                    |
|  | Designed by:<br>AR  | Checked by:<br>LS | Approved By:<br>LS |
| Report Details:<br>Type: Inflows<br>Storm Phase: Phase | AECOM:<br>Adelphi Plaza, George's Street Upper<br>Dublin<br>Ireland |                   |                    |



### Catchment Area (39)

Type : Catchment Area

|           |       |
|-----------|-------|
| Area (ha) | 0.002 |
|-----------|-------|

#### Dynamic Sizing

| Runoff Method                | Time of Concentration |
|------------------------------|-----------------------|
| Summer Volumetric Runoff     | 0.900                 |
| Winter Volumetric Runoff     | 0.900                 |
| Time of Concentration (mins) | 5                     |
| Percentage Impervious (%)    | 100                   |



### Catchment Area (41)

Type : Catchment Area

|           |       |
|-----------|-------|
| Area (ha) | 0.002 |
|-----------|-------|

#### Dynamic Sizing

| Runoff Method                | Time of Concentration |
|------------------------------|-----------------------|
| Summer Volumetric Runoff     | 0.900                 |
| Winter Volumetric Runoff     | 0.900                 |
| Time of Concentration (mins) | 5                     |
| Percentage Impervious (%)    | 100                   |



### Catchment Area (42)

Type : Catchment Area

|           |       |
|-----------|-------|
| Area (ha) | 0.001 |
|-----------|-------|

#### Dynamic Sizing

| Runoff Method                | Time of Concentration |
|------------------------------|-----------------------|
| Summer Volumetric Runoff     | 0.900                 |
| Winter Volumetric Runoff     | 0.900                 |
| Time of Concentration (mins) | 5                     |
| Percentage Impervious (%)    | 100                   |

|  |   |                   |                    |
|--|---|-------------------|--------------------|
| DCC School:<br>Surface Water Drainage Network          | Date:<br>25/03/2025   |                   |                    |
|  | Designed by:<br>AR  | Checked by:<br>LS | Approved By:<br>LS |
| Report Details:<br>Type: Inflows<br>Storm Phase: Phase | AECOM:<br>Adelphi Plaza, George's Street Upper<br>Dublin<br>Ireland |                   |                    |



**Catchment Area (13)**

Type : Catchment Area

|           |       |
|-----------|-------|
| Area (ha) | 0.025 |
|-----------|-------|

**Dynamic Sizing**

| Runoff Method                | Time of Concentration |
|------------------------------|-----------------------|
| Summer Volumetric Runoff     | 0.950                 |
| Winter Volumetric Runoff     | 0.950                 |
| Time of Concentration (mins) | 5                     |
| Percentage Impervious (%)    | 100                   |



**Catchment Area (19)**

Type : Catchment Area

|           |       |
|-----------|-------|
| Area (ha) | 0.005 |
|-----------|-------|

**Dynamic Sizing**

| Runoff Method                | Time of Concentration |
|------------------------------|-----------------------|
| Summer Volumetric Runoff     | 0.900                 |
| Winter Volumetric Runoff     | 0.900                 |
| Time of Concentration (mins) | 5                     |
| Percentage Impervious (%)    | 100                   |



**Catchment Area (33)**

Type : Catchment Area

|           |       |
|-----------|-------|
| Area (ha) | 0.001 |
|-----------|-------|

**Dynamic Sizing**

| Runoff Method                | Time of Concentration |
|------------------------------|-----------------------|
| Summer Volumetric Runoff     | 0.900                 |
| Winter Volumetric Runoff     | 0.900                 |
| Time of Concentration (mins) | 5                     |
| Percentage Impervious (%)    | 100                   |

|  |   |                   |                    |
|--|---|-------------------|--------------------|
| DCC School:<br>Surface Water Drainage Network          | Date:<br>25/03/2025   |                   |                    |
|  | Designed by:<br>AR  | Checked by:<br>LS | Approved By:<br>LS |
| Report Details:<br>Type: Inflows<br>Storm Phase: Phase | AECOM:<br>Adelphi Plaza, George's Street Upper<br>Dublin<br>Ireland |                   |                    |



**Catchment Area (44)**

Type : Catchment Area

|           |       |
|-----------|-------|
| Area (ha) | 0.001 |
|-----------|-------|

**Dynamic Sizing**

| Runoff Method                | Time of Concentration |
|------------------------------|-----------------------|
| Summer Volumetric Runoff     | 0.900                 |
| Winter Volumetric Runoff     | 0.900                 |
| Time of Concentration (mins) | 5                     |
| Percentage Impervious (%)    | 100                   |



**Catchment Area (45)**

Type : Catchment Area

|           |       |
|-----------|-------|
| Area (ha) | 0.001 |
|-----------|-------|

**Dynamic Sizing**

| Runoff Method                | Time of Concentration |
|------------------------------|-----------------------|
| Summer Volumetric Runoff     | 0.900                 |
| Winter Volumetric Runoff     | 0.900                 |
| Time of Concentration (mins) | 5                     |
| Percentage Impervious (%)    | 100                   |



**Catchment Area (46)**

Type : Catchment Area

|           |       |
|-----------|-------|
| Area (ha) | 0.001 |
|-----------|-------|

**Dynamic Sizing**

| Runoff Method                | Time of Concentration |
|------------------------------|-----------------------|
| Summer Volumetric Runoff     | 0.900                 |
| Winter Volumetric Runoff     | 0.900                 |
| Time of Concentration (mins) | 5                     |
| Percentage Impervious (%)    | 100                   |

|  |   |                   |                    |
|--|---|-------------------|--------------------|
| DCC School:<br>Surface Water Drainage Network          | Date:<br>25/03/2025   |                   |                    |
|  | Designed by:<br>AR  | Checked by:<br>LS | Approved By:<br>LS |
| Report Details:<br>Type: Inflows<br>Storm Phase: Phase | AECOM:<br>Adelphi Plaza, George's Street Upper<br>Dublin<br>Ireland |                   |                    |



### Catchment Area (47)

Type : Catchment Area

|           |       |
|-----------|-------|
| Area (ha) | 0.001 |
|-----------|-------|

#### Dynamic Sizing

| Runoff Method                | Time of Concentration |
|------------------------------|-----------------------|
| Summer Volumetric Runoff     | 0.900                 |
| Winter Volumetric Runoff     | 0.900                 |
| Time of Concentration (mins) | 5                     |
| Percentage Impervious (%)    | 100                   |



### Catchment Area (5)

Type : Catchment Area

|           |       |
|-----------|-------|
| Area (ha) | 0.004 |
|-----------|-------|

#### Dynamic Sizing

| Runoff Method                | Time of Concentration |
|------------------------------|-----------------------|
| Summer Volumetric Runoff     | 0.900                 |
| Winter Volumetric Runoff     | 0.900                 |
| Time of Concentration (mins) | 5                     |
| Percentage Impervious (%)    | 100                   |



### Catchment Area (11)

Type : Catchment Area

|           |       |
|-----------|-------|
| Area (ha) | 0.001 |
|-----------|-------|

#### Dynamic Sizing

| Runoff Method                | Time of Concentration |
|------------------------------|-----------------------|
| Summer Volumetric Runoff     | 0.900                 |
| Winter Volumetric Runoff     | 0.900                 |
| Time of Concentration (mins) | 5                     |
| Percentage Impervious (%)    | 100                   |

|  |   |                   |                    |
|--|---|-------------------|--------------------|
| DCC School:<br>Surface Water Drainage Network          | Date:<br>25/03/2025   |                   |                    |
|  | Designed by:<br>AR  | Checked by:<br>LS | Approved By:<br>LS |
| Report Details:<br>Type: Inflows<br>Storm Phase: Phase | AECOM:<br>Adelphi Plaza, George's Street Upper<br>Dublin<br>Ireland |                   |                    |



### Catchment Area (32)

Type : Catchment Area

|           |       |
|-----------|-------|
| Area (ha) | 0.008 |
|-----------|-------|

#### Dynamic Sizing

| Runoff Method                | Time of Concentration |
|------------------------------|-----------------------|
| Summer Volumetric Runoff     | 0.850                 |
| Winter Volumetric Runoff     | 0.840                 |
| Time of Concentration (mins) | 5                     |
| Percentage Impervious (%)    | 100                   |



### Catchment Area (48)

Type : Catchment Area

|           |       |
|-----------|-------|
| Area (ha) | 0.005 |
|-----------|-------|

#### Dynamic Sizing

| Runoff Method                | Time of Concentration |
|------------------------------|-----------------------|
| Summer Volumetric Runoff     | 0.750                 |
| Winter Volumetric Runoff     | 0.840                 |
| Time of Concentration (mins) | 5                     |
| Percentage Impervious (%)    | 100                   |

|  |   |                   |                    |
|--|---|-------------------|--------------------|
| DCC School:<br>Surface Water Drainage Network                      | Date:<br>25/03/2025   |                   |                    |
|  | Designed by:<br>AR  | Checked by:<br>LS | Approved By:<br>LS |
| Report Details:<br>Type: Stormwater Controls<br>Storm Phase: Phase | AECOM:<br>Adelphi Plaza, George's Street Upper<br>Dublin<br>Ireland |                   |                    |



### Bioretention

Type : Bioretention

#### Ponding Area

|                                |             |
|--------------------------------|-------------|
| Exceedance Level (m)           | 17.861      |
| Depth (m)                      | 0.150       |
| Base Level (m)                 | 17.711      |
| Top Area (m <sup>2</sup> )     | 94.50       |
| Side Slope (1:X)               | 0.00        |
| Base Area (m <sup>2</sup> )    | 94.50       |
| Freeboard (mm)                 | 0           |
| Porosity (%)                   | 100         |
| Length (m)                     | 19.977      |
| Long. Slope (1:X)              | 500.00      |
| Filtration Rate (m/hr)         | 0.146       |
| Friction Scheme                | Manning's n |
| n                              | 0.1         |
| Total Volume (m <sup>3</sup> ) | 52.770      |

#### Filter Area

|                |        |
|----------------|--------|
| Base Level (m) | 16.736 |
|----------------|--------|

#### Under Drain

|                       |                           |
|-----------------------|---------------------------|
| Height Above Base (m) | 0.000                     |
| Diameter (mm)         | 100                       |
| No. of Barrels        | 1                         |
| Friction Scheme       | Colebrook-White Roughness |
| Roughness (mm)        | 0.6                       |
| Release Height (m)    | 0.000                     |

#### Filtration Layers

| Use                                 | Name    | Filtration Layer Depth (mm) | Porosity (%) | Conductivity (m/hr) | Soil Type |
|-------------------------------------|---------|-----------------------------|--------------|---------------------|-----------|
| <input checked="" type="checkbox"/> | Soil    | 675                         | 47           | 0.146               | Soil Type |
|                                     | Storage | 300                         | 30           | 50.0                |           |

|  |   |                   |                    |
|--|---|-------------------|--------------------|
| DCC School:<br>Surface Water Drainage Network                      | Date:<br>25/03/2025   |                   |                    |
|  | Designed by:<br>AR  | Checked by:<br>LS | Approved By:<br>LS |
| Report Details:<br>Type: Stormwater Controls<br>Storm Phase: Phase | AECOM:<br>Adelphi Plaza, George's Street Upper<br>Dublin<br>Ireland |                   |                    |



### Inlets

#### Inlet

|                    |                     |
|--------------------|---------------------|
| Inlet Type         | Point Inflow        |
| Incoming Item(s)   | Catchment Area (25) |
| Bypass Destination | (None)              |
| Inlet Destination  | Ponding Area        |
| Capacity Type      | No Restriction      |

#### Inlet (2)

|                    |                     |
|--------------------|---------------------|
| Inlet Type         | Point Inflow        |
| Incoming Item(s)   | Catchment Area (42) |
| Bypass Destination | (None)              |
| Inlet Destination  | Ponding Area        |
| Capacity Type      | No Restriction      |

#### Inlet (1)

|                    |                     |
|--------------------|---------------------|
| Inlet Type         | Point Inflow        |
| Incoming Item(s)   | Catchment Area (41) |
| Bypass Destination | (None)              |
| Inlet Destination  | Ponding Area        |
| Capacity Type      | No Restriction      |

#### Inlet (3)

|                    |                     |
|--------------------|---------------------|
| Inlet Type         | Point Inflow        |
| Incoming Item(s)   | Catchment Area (26) |
| Bypass Destination | (None)              |
| Inlet Destination  | Ponding Area        |
| Capacity Type      | No Restriction      |

### Outlets

#### Outlet (1)

|                          |         |
|--------------------------|---------|
| Outgoing Connection      | (None)  |
| Outlet Type              | Orifice |
| Diameter (m)             | 0.020   |
| Coefficient of Discharge | 0.600   |
| Invert Level (m)         | 17.711  |

#### Outlet

|                     |             |
|---------------------|-------------|
| Outgoing Connection | S13.002     |
| Outlet Type         | Under Drain |

### Advanced

#### Ponding Area

|                    |        |
|--------------------|--------|
| Base Perimeter (m) | 49.415 |
| Top Perimeter (m)  | 49.415 |



Bioretention (4)

Type : Bioretention

|  |   |                   |                    |
|--|---|-------------------|--------------------|
| DCC School:<br>Surface Water Drainage Network                      | Date:<br>25/03/2025   |                   |                    |
|  | Designed by:<br>AR  | Checked by:<br>LS | Approved By:<br>LS |
| Report Details:<br>Type: Stormwater Controls<br>Storm Phase: Phase | AECOM:<br>Adelphi Plaza, George's Street Upper<br>Dublin<br>Ireland |                   |                    |



### Ponding Area

|                                |             |
|--------------------------------|-------------|
| Exceedance Level (m)           | 17.200      |
| Depth (m)                      | 0.150       |
| Base Level (m)                 | 17.050      |
| Top Area (m <sup>2</sup> )     | 21.26       |
| Side Slope (1:X)               | 0.00        |
| Base Area (m <sup>2</sup> )    | 21.26       |
| Freeboard (mm)                 | 0           |
| Porosity (%)                   | 100         |
| Length (m)                     | 9.934       |
| Long. Slope (1:X)              | 500.00      |
| Filtration Rate (m/hr)         | 0.146       |
| Friction Scheme                | Manning's n |
| n                              | 0.1         |
| Total Volume (m <sup>3</sup> ) | 9.405       |

### Filter Area

|                |        |
|----------------|--------|
| Base Level (m) | 16.325 |
|----------------|--------|

### Under Drain

|                       |                           |
|-----------------------|---------------------------|
| Height Above Base (m) | 0.000                     |
| Diameter (mm)         | 100                       |
| No. of Barrels        | 1                         |
| Friction Scheme       | Colebrook-White Roughness |
| Roughness (mm)        | 0.6                       |
| Release Height (m)    | 0.000                     |

### Filtration Layers

| Use                                 | Name    | Filtration Layer Depth (mm) | Porosity (%) | Conductivity (m/hr) | Soil Type |
|-------------------------------------|---------|-----------------------------|--------------|---------------------|-----------|
| <input checked="" type="checkbox"/> | Soil    | 425                         | 47           | 0.146               | Soil Type |
|                                     | Storage | 300                         | 30           | 50.0                |           |

### Inlets

#### Inlet

|                    |                     |
|--------------------|---------------------|
| Inlet Type         | Point Inflow        |
| Incoming Item(s)   | Catchment Area (12) |
| Bypass Destination | (None)              |
| Inlet Destination  | Ponding Area        |
| Capacity Type      | No Restriction      |

#### Inlet (1)

|                    |                     |
|--------------------|---------------------|
| Inlet Type         | Point Inflow        |
| Incoming Item(s)   | Catchment Area (37) |
| Bypass Destination | (None)              |
| Inlet Destination  | Ponding Area        |
| Capacity Type      | No Restriction      |

### Outlets

#### Outlet

|                     |                |
|---------------------|----------------|
| Outgoing Connection | S8.000         |
| Outlet Type         | Free Discharge |

|  |   |                   |                    |
|--|---|-------------------|--------------------|
| DCC School:<br>Surface Water Drainage Network                      | Date:<br>25/03/2025   |                   |                    |
|  | Designed by:<br>AR  | Checked by:<br>LS | Approved By:<br>LS |
| Report Details:<br>Type: Stormwater Controls<br>Storm Phase: Phase | AECOM:<br>Adelphi Plaza, George's Street Upper<br>Dublin<br>Ireland |                   |                    |



### Advanced

#### Ponding Area

|                    |        |
|--------------------|--------|
| Base Perimeter (m) | 24.148 |
| Top Perimeter (m)  | 24.148 |



#### Bioretention (10)

Type : Bioretention

#### Ponding Area

|                                |             |
|--------------------------------|-------------|
| Exceedance Level (m)           | 17.867      |
| Depth (m)                      | 0.150       |
| Base Level (m)                 | 17.717      |
| Top Area (m <sup>2</sup> )     | 16.37       |
| Side Slope (1:X)               | 0.00        |
| Base Area (m <sup>2</sup> )    | 16.37       |
| Freeboard (mm)                 | 0           |
| Porosity (%)                   | 100         |
| Length (m)                     | 11.034      |
| Long. Slope (1:X)              | 500.00      |
| Filtration Rate (m/hr)         | 0.146       |
| Friction Scheme                | Manning's n |
| n                              | 0.1         |
| Total Volume (m <sup>3</sup> ) | 9.183       |

#### Filter Area

|                |        |
|----------------|--------|
| Base Level (m) | 16.742 |
|----------------|--------|

#### Under Drain

|                       |                           |
|-----------------------|---------------------------|
| Height Above Base (m) | 0.000                     |
| Diameter (mm)         | 100                       |
| No. of Barrels        | 1                         |
| Friction Scheme       | Colebrook-White Roughness |
| Roughness (mm)        | 0.6                       |
| Release Height (m)    | 0.000                     |

#### Filtration Layers

| Use                                 | Name    | Filtration Layer Depth (mm) | Porosity (%) | Conductivity (m/hr) | Soil Type |
|-------------------------------------|---------|-----------------------------|--------------|---------------------|-----------|
| <input checked="" type="checkbox"/> | Soil    | 675                         | 47           | 0.146               | Soil Type |
|                                     | Storage | 300                         | 30           | 50.0                |           |

|  |   |                   |                    |
|--|---|-------------------|--------------------|
| DCC School:<br>Surface Water Drainage Network                      | Date:<br>25/03/2025   |                   |                    |
|  | Designed by:<br>AR  | Checked by:<br>LS | Approved By:<br>LS |
| Report Details:<br>Type: Stormwater Controls<br>Storm Phase: Phase | AECOM:<br>Adelphi Plaza, George's Street Upper<br>Dublin<br>Ireland |                   |                    |



**Inlets**

**Inlet**

|                    |                     |
|--------------------|---------------------|
| Inlet Type         | Point Inflow        |
| Incoming Item(s)   | Catchment Area (39) |
| Bypass Destination | (None)              |
| Inlet Destination  | Ponding Area        |
| Capacity Type      | No Restriction      |

**Inlet (1)**

|                    |                     |
|--------------------|---------------------|
| Inlet Type         | Point Inflow        |
| Incoming Item(s)   | Catchment Area (22) |
| Bypass Destination | (None)              |
| Inlet Destination  | Ponding Area        |
| Capacity Type      | No Restriction      |

**Outlets**

**Outlet**

|                     |                |
|---------------------|----------------|
| Outgoing Connection | S12.000        |
| Outlet Type         | Free Discharge |

**Advanced**

**Ponding Area**

|                    |        |
|--------------------|--------|
| Base Perimeter (m) | 25.036 |
| Top Perimeter (m)  | 25.036 |



**Bioretention (1)**

Type : Bioretention

|  |   |                   |                    |
|--|---|-------------------|--------------------|
| DCC School:<br>Surface Water Drainage Network                      | Date:<br>25/03/2025   |                   |                    |
|  | Designed by:<br>AR  | Checked by:<br>LS | Approved By:<br>LS |
| Report Details:<br>Type: Stormwater Controls<br>Storm Phase: Phase | AECOM:<br>Adelphi Plaza, George's Street Upper<br>Dublin<br>Ireland |                   |                    |



### Ponding Area

|                                |             |
|--------------------------------|-------------|
| Exceedance Level (m)           | 17.900      |
| Depth (m)                      | 0.150       |
| Base Level (m)                 | 17.750      |
| Top Area (m <sup>2</sup> )     | 58.00       |
| Side Slope (1:X)               | 0.00        |
| Base Area (m <sup>2</sup> )    | 58.00       |
| Freeboard (mm)                 | 0           |
| Porosity (%)                   | 100         |
| Length (m)                     | 19.219      |
| Long. Slope (1:X)              | 500.00      |
| Filtration Rate (m/hr)         | 0.146       |
| Friction Scheme                | Manning's n |
| n                              | 0.1         |
| Total Volume (m <sup>3</sup> ) | 32.426      |

### Filter Area

|                |        |
|----------------|--------|
| Base Level (m) | 16.775 |
|----------------|--------|

### Under Drain

|                       |                           |
|-----------------------|---------------------------|
| Height Above Base (m) | 0.000                     |
| Diameter (mm)         | 100                       |
| No. of Barrels        | 1                         |
| Friction Scheme       | Colebrook-White Roughness |
| Roughness (mm)        | 0.6                       |
| Release Height (m)    | 0.000                     |

### Filtration Layers

| Use                                 | Name    | Filtration Layer Depth (mm) | Porosity (%) | Conductivity (m/hr) | Soil Type |
|-------------------------------------|---------|-----------------------------|--------------|---------------------|-----------|
| <input checked="" type="checkbox"/> | Soil    | 675                         | 47           | 0.146               | Soil Type |
|                                     | Storage | 300                         | 30           | 50.0                |           |

|  |   |                   |                    |
|--|---|-------------------|--------------------|
| DCC School:<br>Surface Water Drainage Network                      | Date:<br>25/03/2025   |                   |                    |
|  | Designed by:<br>AR  | Checked by:<br>LS | Approved By:<br>LS |
| Report Details:<br>Type: Stormwater Controls<br>Storm Phase: Phase | AECOM:<br>Adelphi Plaza, George's Street Upper<br>Dublin<br>Ireland |                   |                    |



### Inlets

#### Inlet

|                    |                     |
|--------------------|---------------------|
| Inlet Type         | Point Inflow        |
| Incoming Item(s)   | Catchment Area (11) |
| Bypass Destination | (None)              |
| Inlet Destination  | Ponding Area        |
| Capacity Type      | No Restriction      |

#### Inlet (1)

|                    |                     |
|--------------------|---------------------|
| Inlet Type         | Point Inflow        |
| Incoming Item(s)   | Catchment Area (48) |
| Bypass Destination | (None)              |
| Inlet Destination  | Ponding Area        |
| Capacity Type      | No Restriction      |

#### Inlet (2)

|                    |                     |
|--------------------|---------------------|
| Inlet Type         | Point Inflow        |
| Incoming Item(s)   | Catchment Area (28) |
| Bypass Destination | (None)              |
| Inlet Destination  | Ponding Area        |
| Capacity Type      | No Restriction      |

#### Inlet (3)

|                    |                     |
|--------------------|---------------------|
| Inlet Type         | Point Inflow        |
| Incoming Item(s)   | Catchment Area (36) |
| Bypass Destination | (None)              |
| Inlet Destination  | Ponding Area        |
| Capacity Type      | No Restriction      |

### Outlets

#### Outlet

|                     |             |
|---------------------|-------------|
| Outgoing Connection | Pipe        |
| Outlet Type         | Under Drain |

### Advanced

#### Ponding Area

|                    |        |
|--------------------|--------|
| Base Perimeter (m) | 44.474 |
| Top Perimeter (m)  | 44.474 |

|  |   |                   |                    |
|--|---|-------------------|--------------------|
| DCC School:<br>Surface Water Drainage Network                      | Date:<br>25/03/2025   |                   |                    |
|  | Designed by:<br>AR  | Checked by:<br>LS | Approved By:<br>LS |
| Report Details:<br>Type: Stormwater Controls<br>Storm Phase: Phase | AECOM:<br>Adelphi Plaza, George's Street Upper<br>Dublin<br>Ireland |                   |                    |



Tank (1)

Type : Tank

### Dimensions

|                      |         |
|----------------------|---------|
| Exceedance Level (m) | 17.188  |
| Depth (m)            | 0.350   |
| Base Level (m)       | 16.838  |
| Freeboard (mm)       | 0       |
| Initial Depth (m)    | 0.000   |
| Porosity (%)         | 78      |
| Average Slope (1:X)  | -22.543 |
| Total Volume (m³)    | 37.180  |

| Depth (m) | Area (m²) | Volume (m³) |
|-----------|-----------|-------------|
| 0.000     | 446.29    | 121.955     |
| 0.140     | 241.24    | 33.592      |

### Inlets

#### Inlet

|                    |                |
|--------------------|----------------|
| Inlet Type         | Point Inflow   |
| Incoming Item(s)   | Green Roof     |
| Bypass Destination | (None)         |
| Capacity Type      | No Restriction |

#### Inlet (1)

|                    |                     |
|--------------------|---------------------|
| Inlet Type         | Point Inflow        |
| Incoming Item(s)   | Catchment Area (10) |
| Bypass Destination | (None)              |
| Capacity Type      | No Restriction      |

#### Inlet (3)

|                    |                |
|--------------------|----------------|
| Inlet Type         | Point Inflow   |
| Incoming Item(s)   | S5.000         |
| Bypass Destination | (None)         |
| Capacity Type      | No Restriction |

### Outlets

#### Outlet

|                          |         |
|--------------------------|---------|
| Outgoing Connection      | S5.001  |
| Outlet Type              | Orifice |
| Diameter (m)             | 0.017   |
| Coefficient of Discharge | 0.600   |
| Invert Level (m)         | 16.838  |

### Advanced

|            |          |
|------------|----------|
| Perimeter  | Circular |
| Length (m) | 48.774   |

|  |   |                   |                    |
|--|---|-------------------|--------------------|
| DCC School:<br>Surface Water Drainage Network                      | Date:<br>25/03/2025   |                   |                    |
|  | Designed by:<br>AR  | Checked by:<br>LS | Approved By:<br>LS |
| Report Details:<br>Type: Stormwater Controls<br>Storm Phase: Phase | AECOM:<br>Adelphi Plaza, George's Street Upper<br>Dublin<br>Ireland |                   |                    |



**Tank (3)**

Type : Tank

**Dimensions**

|                      |         |
|----------------------|---------|
| Exceedance Level (m) | 17.186  |
| Depth (m)            | 0.350   |
| Base Level (m)       | 16.836  |
| Freeboard (mm)       | 0       |
| Initial Depth (m)    | 0.000   |
| Porosity (%)         | 78      |
| Average Slope (1:X)  | -27.708 |
| Total Volume (m³)    | 7.194   |

| Depth (m) | Area (m²) | Volume (m³) |
|-----------|-----------|-------------|
| 0.000     | 125.10    | 0.000       |
| 0.140     | 18.57     | 6.984       |

**Inlets**

**Inlet**

|                    |                |
|--------------------|----------------|
| Inlet Type         | Point Inflow   |
| Incoming Item(s)   | Green Roof (2) |
| Bypass Destination | (None)         |
| Capacity Type      | No Restriction |

**Inlet (2)**

|                    |                     |
|--------------------|---------------------|
| Inlet Type         | Point Inflow        |
| Incoming Item(s)   | Catchment Area (24) |
| Bypass Destination | (None)              |
| Capacity Type      | No Restriction      |

**Outlets**

**Outlet**

|                          |         |
|--------------------------|---------|
| Outgoing Connection      | S5.000  |
| Outlet Type              | Orifice |
| Diameter (m)             | 0.150   |
| Coefficient of Discharge | 0.600   |
| Invert Level (m)         | 16.836  |

**Advanced**

|            |          |
|------------|----------|
| Perimeter  | Circular |
| Length (m) | 20.735   |



**Tank**

Type : Tank

|  |   |                   |                    |
|--|---|-------------------|--------------------|
| DCC School:<br>Surface Water Drainage Network                      | Date:<br>25/03/2025   |                   |                    |
|  | Designed by:<br>AR  | Checked by:<br>LS | Approved By:<br>LS |
| Report Details:<br>Type: Stormwater Controls<br>Storm Phase: Phase | AECOM:<br>Adelphi Plaza, George's Street Upper<br>Dublin<br>Ireland |                   |                    |



### Dimensions

|                      |        |
|----------------------|--------|
| Exceedance Level (m) | 17.205 |
| Depth (m)            | 1.300  |
| Base Level (m)       | 15.905 |
| Freeboard (mm)       | 0      |
| Initial Depth (m)    | 0.000  |
| Porosity (%)         | 88     |
| Average Slope (1:X)  | 0.00   |
| Total Volume (m³)    | 96.948 |

| Depth (m) | Area (m²) | Volume (m³) |
|-----------|-----------|-------------|
| 0.000     | 137.00    | 0.000       |
| 0.800     | 137.00    | 96.448      |

### Inlets

#### Inlet (1)

|                    |                |
|--------------------|----------------|
| Inlet Type         | Point Inflow   |
| Incoming Item(s)   | S10.000        |
| Bypass Destination | (None)         |
| Capacity Type      | No Restriction |

#### Inlet (2)

|                    |                     |
|--------------------|---------------------|
| Inlet Type         | Point Inflow        |
| Incoming Item(s)   | Catchment Area (30) |
| Bypass Destination | (None)              |
| Capacity Type      | No Restriction      |

#### Inlet (3)

|                    |                |
|--------------------|----------------|
| Inlet Type         | Point Inflow   |
| Incoming Item(s)   | S1.004         |
| Bypass Destination | (None)         |
| Capacity Type      | No Restriction |

#### Inlet (4)

|                    |                     |
|--------------------|---------------------|
| Inlet Type         | Point Inflow        |
| Incoming Item(s)   | Catchment Area (32) |
| Bypass Destination | (None)              |
| Capacity Type      | No Restriction      |

#### Inlet (5)

|                    |                     |
|--------------------|---------------------|
| Inlet Type         | Point Inflow        |
| Incoming Item(s)   | Catchment Area (34) |
| Bypass Destination | (None)              |
| Capacity Type      | No Restriction      |

#### Inlet (6)

|                    |                    |
|--------------------|--------------------|
| Inlet Type         | Point Inflow       |
| Incoming Item(s)   | Central Grass area |
| Bypass Destination | (None)             |
| Capacity Type      | No Restriction     |

#### Inlet (7)

|                    |                     |
|--------------------|---------------------|
| Inlet Type         | Point Inflow        |
| Incoming Item(s)   | Catchment Area (33) |
| Bypass Destination | (None)              |
| Capacity Type      | No Restriction      |

|  |   |                   |                    |
|--|---|-------------------|--------------------|
| DCC School:<br>Surface Water Drainage Network                      | Date:<br>25/03/2025   |                   |                    |
|  | Designed by:<br>AR  | Checked by:<br>LS | Approved By:<br>LS |
| Report Details:<br>Type: Stormwater Controls<br>Storm Phase: Phase | AECOM:<br>Adelphi Plaza, George's Street Upper<br>Dublin<br>Ireland |                   |                    |



### Inlet (8)

|                    |                     |
|--------------------|---------------------|
| Inlet Type         | Point Inflow        |
| Incoming Item(s)   | Catchment Area (44) |
| Bypass Destination | (None)              |
| Capacity Type      | No Restriction      |

### Inlet (9)

|                    |  |
|--------------------|--|
| Inlet Type         | Point Inflow                               |
| Incoming Item(s)   | Catchment Area (45)<br>Catchment Area (46) |
| Bypass Destination | (None)                                     |
| Capacity Type      | No Restriction                             |

### Inlet (10)

|                    |                     |
|--------------------|---------------------|
| Inlet Type         | Point Inflow        |
| Incoming Item(s)   | Catchment Area (47) |
| Bypass Destination | (None)              |
| Capacity Type      | No Restriction      |

### Inlet (11)

|                    |                    |
|--------------------|--------------------|
| Inlet Type         | Point Inflow       |
| Incoming Item(s)   | Catchment Area (5) |
| Bypass Destination | (None)             |
| Capacity Type      | No Restriction     |

### Inlet (12)

|                    |                     |
|--------------------|---------------------|
| Inlet Type         | Point Inflow        |
| Incoming Item(s)   | Catchment Area (31) |
| Bypass Destination | (None)              |
| Capacity Type      | No Restriction      |

### Outlets

#### Outlet

|                     |                |
|---------------------|----------------|
| Outgoing Connection | S1.005         |
| Outlet Type         | Free Discharge |

### Advanced

|            |          |
|------------|----------|
| Perimeter  | Circular |
| Length (m) | 15.073   |

|  |   |                   |                    |
|--|---|-------------------|--------------------|
| DCC School:<br>Surface Water Drainage Network                      | Date:<br>25/03/2025   |                   |                    |
|  | Designed by:<br>AR  | Checked by:<br>LS | Approved By:<br>LS |
| Report Details:<br>Type: Stormwater Controls<br>Storm Phase: Phase | AECOM:<br>Adelphi Plaza, George's Street Upper<br>Dublin<br>Ireland |                   |                    |



Tank (8)

Type : Tank

**Dimensions**

|                      |        |
|----------------------|--------|
| Exceedance Level (m) | 17.793 |
| Depth (m)            | 0.350  |
| Base Level (m)       | 17.443 |
| Freeboard (mm)       | 0      |
| Initial Depth (m)    | 0.000  |
| Porosity (%)         | 78     |
| Average Slope (1:X)  | -3.39  |
| Total Volume (m³)    | 88.096 |

| Depth (m) | Area (m²)  | Volume (m³) |
|-----------|------------|-------------|
| 0.000     | 361.193423 | 121.116     |
| 0.350     | 285.671244 | 116.262     |

**Inlets**

**Inlet (1)**

|                    |                     |
|--------------------|---------------------|
| Inlet Type         | Point Inflow        |
| Incoming Item(s)   | Catchment Area (13) |
| Bypass Destination | (None)              |
| Capacity Type      | No Restriction      |

**Inlet (2)**

|                    |                |
|--------------------|----------------|
| Inlet Type         | Point Inflow   |
| Incoming Item(s)   | Green Roof (5) |
| Bypass Destination | (None)         |
| Capacity Type      | No Restriction |

**Inlet**

|                    |                |
|--------------------|----------------|
| Inlet Type         | Point Inflow   |
| Incoming Item(s)   | S14.000        |
| Bypass Destination | (None)         |
| Capacity Type      | No Restriction |

**Outlets**

**Outlet**

|                          |         |
|--------------------------|---------|
| Outgoing Connection      | S14.001 |
| Outlet Type              | Orifice |
| Diameter (m)             | 0.017   |
| Coefficient of Discharge | 0.600   |
| Invert Level (m)         | 17.443  |

**Advanced**

|            |          |
|------------|----------|
| Perimeter  | Circular |
| Length (m) | 46.770   |



Tank (4)

Type : Tank

|  |   |                   |                    |
|--|---|-------------------|--------------------|
| DCC School:<br>Surface Water Drainage Network                      | Date:<br>25/03/2025   |                   |                    |
|  | Designed by:<br>AR  | Checked by:<br>LS | Approved By:<br>LS |
| Report Details:<br>Type: Stormwater Controls<br>Storm Phase: Phase | AECOM:<br>Adelphi Plaza, George's Street Upper<br>Dublin<br>Ireland |                   |                    |



### Dimensions

|                      |        |
|----------------------|--------|
| Exceedance Level (m) | 17.190 |
| Depth (m)            | 0.350  |
| Base Level (m)       | 16.840 |
| Freeboard (mm)       | 0      |
| Initial Depth (m)    | 0.000  |
| Porosity (%)         | 78     |
| Average Slope (1:X)  | -1.494 |
| Total Volume (m³)    | 68.072 |

| Depth (m) | Area (m²) | Volume (m³) |
|-----------|-----------|-------------|
| 0.000     | 264.12    | 74.991      |
| 0.350     | 234.86    | 64.117      |

### Inlets

#### Inlet

|                    |                |
|--------------------|----------------|
| Inlet Type         | Point Inflow   |
| Incoming Item(s)   | Green Roof (3) |
| Bypass Destination | (None)         |
| Capacity Type      | No Restriction |

#### Inlet (1)

|                    |                     |
|--------------------|---------------------|
| Inlet Type         | Point Inflow        |
| Incoming Item(s)   | Catchment Area (20) |
| Bypass Destination | (None)              |
| Capacity Type      | No Restriction      |

### Outlets

#### Outlet

|                     |         |
|---------------------|---------|
| Outgoing Connection | S14.000 |
| Outlet Type         | Pump    |
| Invert Level (m)    | 16.840  |

| Depth (m) | Outflow (L/s) |
|-----------|---------------|
| 0.100     | 0.12          |
| 0.200     | 0.12          |
| 0.300     | 0.12          |
| 0.400     | 0.12          |
| 0.500     | 0.12          |
| 0.600     | 0.12          |
| 0.700     | 0.12          |
| 0.800     | 0.12          |
| 0.900     | 0.12          |
| 1.000     | 0.12          |
| 1.100     | 0.12          |
| 1.200     | 0.12          |
| 1.300     | 0.12          |
| 1.400     | 0.12          |
| 1.500     | 0.12          |
| 1.600     | 0.12          |
| 1.700     | 0.12          |
| 1.800     | 0.12          |
| 1.900     | 0.12          |
| 2.000     | 0.12          |
| 2.100     | 0.12          |
| 2.200     | 0.12          |
| 2.300     | 0.12          |
| 2.400     | 0.12          |
| 2.500     | 0.12          |
| 2.600     | 0.12          |

|  |   |                   |                    |
|--|---|-------------------|--------------------|
| DCC School:<br>Surface Water Drainage Network                      | Date:<br>25/03/2025   |                   |                    |
|  | Designed by:<br>AR  | Checked by:<br>LS | Approved By:<br>LS |
| Report Details:<br>Type: Stormwater Controls<br>Storm Phase: Phase | AECOM:<br>Adelphi Plaza, George's Street Upper<br>Dublin<br>Ireland |                   |                    |



|       |      |
|-------|------|
| 2.700 | 0.12 |
| 2.800 | 0.12 |
| 2.900 | 0.12 |
| 3.000 | 0.12 |
| 3.100 | 0.12 |
| 3.200 | 0.12 |
| 3.300 | 0.12 |
| 3.400 | 0.12 |
| 3.500 | 0.12 |
| 3.600 | 0.12 |
| 3.700 | 0.12 |
| 3.800 | 0.12 |
| 3.900 | 0.12 |
| 4.000 | 0.12 |
| 4.100 | 0.12 |
| 4.200 | 0.12 |
| 4.300 | 0.12 |
| 4.400 | 0.12 |
| 4.500 | 0.12 |
| 4.600 | 0.12 |
| 4.700 | 0.12 |
| 4.800 | 0.12 |
| 4.900 | 0.12 |
| 5.000 | 0.12 |
| 5.100 | 0.12 |
| 5.200 | 0.12 |
| 5.300 | 0.12 |
| 5.400 | 0.12 |
| 5.500 | 0.12 |
| 5.600 | 0.12 |
| 5.700 | 0.12 |
| 5.800 | 0.12 |
| 5.900 | 0.12 |
| 6.000 | 0.12 |
| 6.100 | 0.12 |
| 6.200 | 0.12 |
| 6.300 | 0.12 |
| 6.400 | 0.12 |
| 6.500 | 0.12 |
| 6.600 | 0.12 |
| 6.700 | 0.12 |
| 6.800 | 0.12 |
| 6.900 | 0.12 |
| 7.000 | 0.12 |
| 7.100 | 0.12 |
| 7.200 | 0.12 |
| 7.300 | 0.12 |
| 7.400 | 0.12 |
| 7.500 | 0.12 |
| 7.600 | 0.12 |
| 7.700 | 0.12 |
| 7.800 | 0.12 |
| 7.900 | 0.12 |
| 8.000 | 0.12 |
| 8.100 | 0.12 |
| 8.200 | 0.12 |
| 8.300 | 0.12 |
| 8.400 | 0.12 |
| 8.500 | 0.12 |
| 8.600 | 0.12 |
| 8.700 | 0.12 |
| 8.800 | 0.12 |
| 8.900 | 0.12 |
| 9.000 | 0.12 |
| 9.100 | 0.12 |
| 9.200 | 0.12 |
| 9.300 | 0.12 |
| 9.400 | 0.12 |
| 9.500 | 0.12 |

|  |   |                   |                    |
|--|---|-------------------|--------------------|
| DCC School:<br>Surface Water Drainage Network                      | Date:<br>25/03/2025   |                   |                    |
|  | Designed by:<br>AR  | Checked by:<br>LS | Approved By:<br>LS |
| Report Details:<br>Type: Stormwater Controls<br>Storm Phase: Phase | AECOM:<br>Adelphi Plaza, George's Street Upper<br>Dublin<br>Ireland |                   |                    |



|  |        |      |
|--|--------|------|
|  | 9.600  | 0.12 |
|  | 9.700  | 0.12 |
|  | 9.800  | 0.12 |
|  | 9.900  | 0.12 |
|  | 10.000 | 0.12 |

### Advanced

|            |          |
|------------|----------|
| Perimeter  | Circular |
| Length (m) | 26.719   |

|  |   |                   |                    |
|--|---|-------------------|--------------------|
| DCC School:<br>Surface Water Drainage Network                      | Date:<br>25/03/2025   |                   |                    |
|  | Designed by:<br>AR  | Checked by:<br>LS | Approved By:<br>LS |
| Report Details:<br>Type: Stormwater Controls<br>Storm Phase: Phase | AECOM:<br>Adelphi Plaza, George's Street Upper<br>Dublin<br>Ireland |                   |                    |



### Porous Paving Car Park

Type : Porous Paving

#### Dimensions

|                             |        |
|-----------------------------|--------|
| Exceedance Level (m)        | 17.457 |
| Depth (m)                   | 0.650  |
| Base Level (m)              | 16.807 |
| Paving Layer Depth (mm)     | 50     |
| Membrane Percolation (m/hr) | 10.0   |
| Porosity (%)                | 30     |
| Length (m)                  | 31.443 |
| Long. Slope (1:X)           | 500.00 |
| Width (m)                   | 9.885  |
| Total Volume (m³)           | 56.333 |

#### Under Drain

|                       |             |
|-----------------------|-------------|
| Height Above Base (m) | 0.000       |
| Diameter (mm)         | 150         |
| No. of Barrels        | 1           |
| Release Height (m)    | 0.000       |
| Friction Scheme       | Manning's n |
| n                     | 0.015       |

#### Inlets

##### Inlet

|                    |                     |
|--------------------|---------------------|
| Inlet Type         | Point Inflow        |
| Incoming Item(s)   | Catchment Area (40) |
| Bypass Destination | (None)              |
| Capacity Type      | No Restriction      |

#### Outlets

##### Outlet (1)

|                          |         |
|--------------------------|---------|
| Outgoing Connection      | S1.000  |
| Outlet Type              | Orifice |
| Diameter (m)             | 0.020   |
| Coefficient of Discharge | 0.600   |
| Invert Level (m)         | 16.807  |

#### Advanced

|                     |      |
|---------------------|------|
| Conductivity (m/hr) | 50.0 |
|---------------------|------|

|  |   |                   |                    |
|--|---|-------------------|--------------------|
| DCC School:<br>Surface Water Drainage Network                      | Date:<br>25/03/2025   |                   |                    |
|  | Designed by:<br>AR  | Checked by:<br>LS | Approved By:<br>LS |
| Report Details:<br>Type: Stormwater Controls<br>Storm Phase: Phase | AECOM:<br>Adelphi Plaza, George's Street Upper<br>Dublin<br>Ireland |                   |                    |



**Porous Paving**

Type : Porous Paving

**Dimensions**

|                             |        |
|-----------------------------|--------|
| Exceedance Level (m)        | 17.161 |
| Depth (m)                   | 0.650  |
| Base Level (m)              | 16.511 |
| Paving Layer Depth (mm)     | 50     |
| Membrane Percolation (m/hr) | 10.0   |
| Porosity (%)                | 30     |
| Length (m)                  | 13.580 |
| Long. Slope (1:X)           | 500.00 |
| Width (m)                   | 5.520  |
| Total Volume (m³)           | 13.661 |

**Under Drain**

|                       |             |
|-----------------------|-------------|
| Height Above Base (m) | 0.000       |
| Diameter (mm)         | 150         |
| No. of Barrels        | 1           |
| Release Height (m)    | 0.000       |
| Friction Scheme       | Manning's n |
| n                     | 0.015       |

**Inlets**

**Inlet**

|                    |                    |
|--------------------|--------------------|
| Inlet Type         | Point Inflow       |
| Incoming Item(s)   | Catchment Area (8) |
| Bypass Destination | (None)             |
| Capacity Type      | No Restriction     |

**Outlets**

**Outlet**

|                          |         |
|--------------------------|---------|
| Outgoing Connection      | S10.000 |
| Outlet Type              | Orifice |
| Diameter (m)             | 0.020   |
| Coefficient of Discharge | 0.600   |
| Invert Level (m)         | 16.511  |

**Advanced**

|                     |      |
|---------------------|------|
| Conductivity (m/hr) | 50.0 |
|---------------------|------|

|  |   |                   |                    |
|--|---|-------------------|--------------------|
| DCC School:<br>Surface Water Drainage Network                      | Date:<br>25/03/2025   |                   |                    |
|  | Designed by:<br>AR  | Checked by:<br>LS | Approved By:<br>LS |
| Report Details:<br>Type: Stormwater Controls<br>Storm Phase: Phase | AECOM:<br>Adelphi Plaza, George's Street Upper<br>Dublin<br>Ireland |                   |                    |



**Swale**

Type : Swale

**Swale**

|                        |             |
|------------------------|-------------|
| Exceedance Level (m)   | 17.804      |
| Depth (m)              | 0.320       |
| Base Level (m)         | 17.484      |
| Top Width (m)          | 0.500       |
| Side Slope (1:X)       | 0.50        |
| Base Width (m)         | 0.180       |
| Freeboard (mm)         | 0           |
| Length (m)             | 6.939       |
| Long. Slope (1:X)      | 59.00       |
| Filtration Rate (m/hr) | 0.0         |
| Friction Scheme        | Manning's n |
| n                      | 0.08        |
| Total Volume (m³)      | 0.755       |

**Inlets**

**Inlet (1)**

|                    |                     |
|--------------------|---------------------|
| Inlet Type         | Lateral Inflow      |
| Incoming Item(s)   | Catchment Area (14) |
| Bypass Destination | (None)              |
| Inlet Destination  | Ponding Area        |
| Capacity Type      | No Restriction      |

**Inlet (2)**

|                    |                    |
|--------------------|--------------------|
| Inlet Type         | Lateral Inflow     |
| Incoming Item(s)   | Catchment Area (1) |
| Bypass Destination | (None)             |
| Inlet Destination  | Ponding Area       |
| Capacity Type      | No Restriction     |

**Inlet (4)**

|                    |                     |
|--------------------|---------------------|
| Inlet Type         | Lateral Inflow      |
| Incoming Item(s)   | Catchment Area (38) |
| Bypass Destination | (None)              |
| Inlet Destination  | Ponding Area        |
| Capacity Type      | No Restriction      |

**Outlets**

**Outlet**

|                     |                |
|---------------------|----------------|
| Outgoing Connection | S2.000         |
| Outlet Type         | Free Discharge |

**Advanced**

**Swale**

|              |     |
|--------------|-----|
| Porosity (%) | 100 |
|--------------|-----|

|  |   |                   |                    |
|--|---|-------------------|--------------------|
| DCC School:<br>Surface Water Drainage Network              | Date:<br>25/03/2025   |                   |                    |
|  | Designed by:<br>AR  | Checked by:<br>LS | Approved By:<br>LS |
| Report Details:<br>Type: Connections<br>Storm Phase: Phase | AECOM:<br>Adelphi Plaza, George's Street Upper<br>Dublin<br>Ireland |                   |                    |



| Name    | From                   | To       | Length (m) | Connection Type | Slope (1:X) | Manning's n | Colebrook-White Roughness (mm) | No. of Barrels |
|---------|------------------------|----------|------------|-----------------|-------------|-------------|--------------------------------|----------------|
| S1.001  | S1                     | S2       | 21.017     | Pipe            | 59.203      |             | 0.6                            | 1              |
| S1.002  | S2                     | S3       | 11.792     | Pipe            | 84.232      |             | 0.6                            | 1              |
| S1.009  | S7                     | S8       | 8.301      | Pipe            | 242.000     |             | 0.6                            | 1              |
| S1.010  | S8                     | S9       | 44.065     | Pipe            | 242.000     |             | 0.6                            | 1              |
| S16.003 | IC7                    | S11      | 2.908      | Pipe            | 190.857     |             | 0.6                            | 1              |
| S16.000 | IC4                    | IC5      | 6.551      | Pipe            | 169.000     |             | 0.6                            | 1              |
| S1.000  | Porous Paving Car Park | S1       | 11.936     | Pipe            | 45.499      |             | 0.6                            | 1              |
| S10.000 | Porous Paving          | Tank     | 20.870     | Pipe            | 34.397      |             | 0.6                            | 1              |
| S13.002 | Bioretention           | S7       | 17.326     | Pipe            | 17.023      |             | 0.6                            | 1              |
| S5.001  | Tank (1)               | S3       | 12.797     | Pipe            | 16.242      |             | 0.6                            | 1              |
| S14.001 | Tank (8)               | S7       | 11.502     | Pipe            | 6.670       |             | 0.6                            | 1              |
| S14.000 | Tank (4)               | Tank (8) | 9.663      | Pipe            | -16.036     |             | 0.6                            | 1              |
| S5.000  | Tank (3)               | Tank (1) | 3.051      | Pipe            | -1649.764   |             | 0.6                            | 1              |
| S1.007  | S5                     | S6       | 11.968     | Pipe            | 239.360     |             | 0.6                            | 1              |
| S1.008  | S6                     | S7       | 24.015     | Pipe            | 242.575     |             | 0.6                            | 1              |
| S1.011  | S9                     | S10      | 4.473      | Pipe            | 240.303     |             | 0.6                            | 1              |
| S1.012  | S10                    | S11      | 22.236     | Pipe            | 267.902     |             | 0.6                            | 1              |
| S4.000  | IC1                    | IC2      | 11.552     | Pipe            | 169.000     |             | 0.6                            | 1              |
| S4.001  | IC2                    | IC3      | 11.901     | Pipe            | 158.080     |             | 0.6                            | 1              |
| S4.002  | IC3                    | S2       | 10.611     | Pipe            | 164.870     |             | 0.6                            | 1              |
| S16.001 | IC5                    | IC6      | 10.934     | Pipe            | 169.000     |             | 0.6                            | 1              |
| S16.002 | IC6                    | IC7      | 8.000      | Pipe            | 169.000     |             | 0.6                            | 1              |
| S12.000 | Bioretention (10)      | S6       | 1.601      | Pipe            | 1.730       |             | 0.6                            | 1              |
| S2.000  | Swale                  | S1       | 23.174     | Pipe            | 24.667      |             | 0.6                            | 1              |
| S1.003  | S3                     | S4       | 12.719     | Pipe            | 239.979     |             | 0.6                            | 1              |
| S1.004  | S4                     | Tank     | 8.039      | Pipe            | 86.920      |             | 0.6                            | 1              |
| Pipe    | Bioretention (1)       | S2       | 3.211      | Pipe            | 5.489       |             | 0.6                            | 1              |
| S1.014  | S11                    | S12      | 1.755      | Pipe            | 242.000     |             | 0.6                            | 1              |
| S1.015  | S12                    | EX MH    | 1.825      | Pipe            | 242.000     |             | 0.6                            | 1              |
| S1.005  | Tank                   | S5       | 7.345      | Pipe            | 195.770     |             | 0.6                            | 1              |
| S8.000  | Bioretention (4)       | S4       | 4.260      | Pipe            | 15.490      |             | 0.6                            | 1              |

|  |   |                   |                    |
|--|---|-------------------|--------------------|
| DCC School:<br>Surface Water Drainage Network              | Date:<br>25/03/2025   |                   |                    |
|  | Designed by:<br>AR  | Checked by:<br>LS | Approved By:<br>LS |
| Report Details:<br>Type: Connections<br>Storm Phase: Phase | AECOM:<br>Adelphi Plaza, George's Street Upper<br>Dublin<br>Ireland |                   |                    |



| Name    | Diameter /<br>Base Width<br>(mm) | Height<br>(mm) | Side Slope<br>(1:X) | Upstream<br>Cover Level<br>(m) | Upstream<br>Invert Level<br>(m) | Downstream<br>Cover Level (m) | Downstream<br>Invert Level (m) | Lock |
|---------|----------------------------------|----------------|---------------------|--------------------------------|---------------------------------|-------------------------------|--------------------------------|------|
| S1.001  | 225                              |                |                     | 17.393                         | 16.545                          | 17.229                        | 16.190                         | None |
| S1.002  | 225                              |                |                     | 17.229                         | 16.190                          | 17.254                        | 16.050                         | None |
| S1.009  | 450                              |                |                     | 17.916                         | 15.718                          | 17.759                        | 15.684                         | None |
| S1.010  | 450                              |                |                     | 17.759                         | 15.684                          | 17.016                        | 15.502                         | None |
| S16.003 | 225                              |                |                     | 16.741                         | 15.415                          | 16.687                        | 15.400                         | None |
| S16.000 | 225                              |                |                     | 16.991                         | 15.566                          | 16.816                        | 15.527                         | None |
| S1.000  | 100                              |                |                     | 17.503                         | 16.807                          | 17.393                        | 16.545                         | None |
| S10.000 | 100                              |                |                     | 17.182                         | 16.511                          | 17.531                        | 15.905                         | None |
| S13.002 | 150                              |                |                     | 18.280                         | 16.736                          | 17.916                        | 15.718                         | None |
| S5.001  | 100                              |                |                     | 17.152                         | 16.838                          | 17.254                        | 16.050                         | None |
| S14.001 | 100                              |                |                     | 17.800                         | 17.443                          | 17.916                        | 15.718                         | None |
| S14.000 | 100                              |                |                     | 17.432                         | 16.840                          | 17.612                        | 17.443                         | None |
| S5.000  | 300                              |                |                     | 17.190                         | 16.836                          | 17.190                        | 16.838                         | None |
| S1.007  | 450                              |                |                     | 17.537                         | 15.867                          | 17.828                        | 15.817                         | None |
| S1.008  | 450                              |                |                     | 17.828                         | 15.817                          | 17.916                        | 15.718                         | None |
| S1.011  | 450                              |                |                     | 17.016                         | 15.502                          | 16.920                        | 15.483                         | None |
| S1.012  | 450                              |                |                     | 16.920                         | 15.483                          | 16.687                        | 15.400                         | None |
| S4.000  | 225                              |                |                     | 17.149                         | 16.398                          | 17.155                        | 16.330                         | None |
| S4.001  | 225                              |                |                     | 17.155                         | 16.330                          | 17.166                        | 16.254                         | None |
| S4.002  | 225                              |                |                     | 17.166                         | 16.254                          | 17.229                        | 16.190                         | None |
| S16.001 | 225                              |                |                     | 16.816                         | 15.527                          | 17.030                        | 15.463                         | None |
| S16.002 | 225                              |                |                     | 17.030                         | 15.463                          | 16.741                        | 15.415                         | None |
| S12.000 | 150                              |                |                     | 17.878                         | 16.742                          | 17.828                        | 15.817                         | None |
| S2.000  | 150                              |                |                     | 17.804                         | 17.484                          | 17.393                        | 16.545                         | None |
| S1.003  | 300                              |                |                     | 17.254                         | 16.050                          | 17.243                        | 15.997                         | None |
| S1.004  | 300                              |                |                     | 17.243                         | 15.997                          | 17.368                        | 15.905                         | None |
| Pipe    | 150                              |                |                     | 17.310                         | 16.775                          | 17.229                        | 16.190                         | None |
| S1.014  | 300                              |                |                     | 16.687                         | 15.400                          | 16.742                        | 15.393                         | None |
| S1.015  | 300                              |                |                     | 16.742                         | 15.393                          | 16.800                        | 15.385                         | None |
| S1.005  | 450                              |                |                     | 17.368                         | 15.905                          | 17.537                        | 15.867                         | None |
| S8.000  | 150                              |                |                     | 17.300                         | 16.325                          | 17.243                        | 16.050                         | None |

|  |   |                   |                    |
|--|---|-------------------|--------------------|
| DCC School:<br>Surface Water Drainage Network              | Date:<br>25/03/2025   |                   |                    |
|  | Designed by:<br>AR  | Checked by:<br>LS | Approved By:<br>LS |
| Report Details:<br>Type: Connections<br>Storm Phase: Phase | AECOM:<br>Adelphi Plaza, George's Street Upper<br>Dublin<br>Ireland |                   |                    |



| Name    | Entry Loss | Exit Loss | Average Loss | Min. Cover Depth (m) | Min. Downstream Invert Level (m) | Flow Restriction (L/s) | Velocity (m/s) | Time Of Travel (mins) |
|---------|------------|-----------|--------------|----------------------|----------------------------------|------------------------|----------------|-----------------------|
| S1.001  | 0.5        | 0         | 0            | 0.000                | 0.000                            |                        |                |                       |
| S1.002  | 0.5        | 0         | 0            | 0.000                | 0.000                            |                        |                |                       |
| S1.009  | 0.5        | 0         | 0            | 0.000                | 0.000                            |                        |                |                       |
| S1.010  | 0.5        | 0         | 0            | 0.000                | 0.000                            |                        |                |                       |
| S16.003 | 0.5        | 0         | 0            | 0.000                | 0.000                            |                        |                |                       |
| S16.000 | 0.5        | 0         | 0            | 0.000                | 0.000                            |                        |                |                       |
| S1.000  | 0.5        | 0         | 0            | 0.000                | 0.000                            | 0.64                   |                |                       |
| S10.000 | 0.5        | 0         | 0            | 0.000                | 0.000                            | 0.64                   |                |                       |
| S13.002 | 0.5        | 0         | 0            | 0.000                | 0.000                            | 0.00                   |                |                       |
| S5.001  | 0.5        | 0         | 0            | 0.000                | 0.000                            | 0.35                   |                |                       |
| S14.001 | 0.5        | 0         | 0            | 0.000                | 0.000                            | 0.35                   |                |                       |
| S14.000 | 0.5        | 0         | 0            | 0.000                | 0.000                            | 0.12                   |                |                       |
| S5.000  | 0.5        | 0         | 0            | 0.000                | 0.000                            | 24.63                  |                |                       |
| S1.007  | 0.5        | 0         | 0            | 0.000                | 0.000                            |                        |                |                       |
| S1.008  | 0.5        | 0         | 0            | 0.000                | 0.000                            |                        |                |                       |
| S1.011  | 0.5        | 0         | 0            | 0.000                | 0.000                            |                        |                |                       |
| S1.012  | 0.5        | 0         | 0            | 0.000                | 0.000                            |                        |                |                       |
| S4.000  | 0.5        | 0         | 0            | 0.000                | 0.000                            |                        |                |                       |
| S4.001  | 0.5        | 0         | 0            | 0.000                | 0.000                            |                        |                |                       |
| S4.002  | 0.5        | 0         | 0            | 0.000                | 0.000                            |                        |                |                       |
| S16.001 | 0.5        | 0         | 0            | 0.000                | 0.000                            |                        |                |                       |
| S16.002 | 0.5        | 0         | 0            | 0.000                | 0.000                            |                        |                |                       |
| S12.000 | 0.5        | 0         | 0            | 0.000                | 0.000                            |                        |                |                       |
| S2.000  | 0.5        | 0         | 0            | 0.000                | 0.000                            |                        |                |                       |
| S1.003  | 0.5        | 0         | 0            | 0.000                | 0.000                            |                        |                |                       |
| S1.004  | 0.5        | 0         | 0            | 0.000                | 0.000                            |                        |                |                       |
| Pipe    | 0.5        | 0         | 0            | 0.000                | 0.000                            | 0.00                   |                |                       |
| S1.014  | 0.5        | 0         | 0            | 0.000                | 0.000                            | 2.07                   |                |                       |
| S1.015  | 0.5        | 0         | 0            | 0.000                | 0.000                            |                        |                |                       |
| S1.005  | 0.5        | 0         | 0            | 0.000                | 0.000                            |                        |                |                       |
| S8.000  | 0.5        | 0         | 0            | 0.000                | 0.000                            |                        |                |                       |

|   |   |                   |                    |
|---|---|-------------------|--------------------|
| DCC School:<br>Surface Water Drainage Network                 | Date:<br>25/03/2025   |                   |                    |
|   | Designed by:<br>AR  | Checked by:<br>LS | Approved By:<br>LS |
| Report Details:<br>Type: Inflow Summary<br>Storm Phase: Phase | AECOM:<br>Adelphi Plaza, George's Street Upper<br>Dublin<br>Ireland |                   |                    |



| Inflow Label        | Connected To      | Flow (L/s) | Runoff Method         | Area (ha) | Percentage Impervious (%) | Urban Creep (%) | Adjusted Percentage Impervious (%) | Area Analysed (ha) |
|---------------------|-------------------|------------|-----------------------|-----------|---------------------------|-----------------|------------------------------------|--------------------|
| Catchment Area      | S8                |            | Time of Concentration | 0.007     | 100                       | 0               | 100                                | 0.007              |
| Catchment Area (1)  | Swale             |            | Time of Concentration | 0.007     | 100                       | 0               | 100                                | 0.007              |
| Catchment Area (2)  | S7                |            | Time of Concentration | 0.006     | 100                       | 0               | 100                                | 0.006              |
| Catchment Area (3)  | Bioretention (1)  |            | Time of Concentration | 0.010     | 100                       | 0               | 100                                | 0.010              |
| Catchment Area (4)  | IC1               |            | Time of Concentration | 0.006     | 100                       | 0               | 100                                | 0.006              |
| Catchment Area (5)  | Tank              |            | Time of Concentration | 0.004     | 100                       | 0               | 100                                | 0.004              |
| Catchment Area (6)  | IC5               |            | Time of Concentration | 0.008     | 100                       | 0               | 100                                | 0.008              |
| Catchment Area (7)  | S1                |            | Time of Concentration | 0.002     | 100                       | 0               | 100                                | 0.002              |
| Catchment Area (8)  | Porous Paving     |            | Time of Concentration | 0.008     | 100                       | 0               | 100                                | 0.008              |
| Catchment Area (9)  | S6                |            | Time of Concentration | 0.008     | 100                       | 0               | 100                                | 0.008              |
| Catchment Area (10) | Tank (1)          |            | Time of Concentration | 0.007     | 100                       | 0               | 100                                | 0.007              |
| Catchment Area (11) | Bioretention (1)  |            | Time of Concentration | 0.001     | 100                       | 0               | 100                                | 0.001              |
| Catchment Area (12) | Bioretention (4)  |            | Time of Concentration | 0.003     | 100                       | 0               | 100                                | 0.003              |
| Catchment Area (13) | Tank (8)          |            | Time of Concentration | 0.025     | 100                       | 0               | 100                                | 0.025              |
| Catchment Area (14) | Swale             |            | Time of Concentration | 0.004     | 100                       | 0               | 100                                | 0.004              |
| Catchment Area (15) | S1                |            | Time of Concentration | 0.004     | 100                       | 0               | 100                                | 0.004              |
| Catchment Area (16) | S2                |            | Time of Concentration | 0.005     | 100                       | 0               | 100                                | 0.005              |
| Catchment Area (17) | S5                |            | Time of Concentration | 0.020     | 100                       | 0               | 100                                | 0.020              |
| Catchment Area (18) | S9                |            | Time of Concentration | 0.003     | 100                       | 0               | 100                                | 0.003              |
| Catchment Area (19) | S8                |            | Time of Concentration | 0.005     | 100                       | 0               | 100                                | 0.005              |
| Catchment Area (20) | Tank (4)          |            | Time of Concentration | 0.007     | 100                       | 0               | 100                                | 0.007              |
| Catchment Area (21) | S5                |            | Time of Concentration | 0.007     | 100                       | 0               | 100                                | 0.007              |
| Catchment Area (22) | Bioretention (10) |            | Time of Concentration | 0.002     | 100                       | 0               | 100                                | 0.002              |
| Catchment Area (23) | S1                |            | Time of Concentration | 0.003     | 100                       | 0               | 100                                | 0.003              |
| Catchment Area (24) | Tank (3)          |            | Time of Concentration | 0.013     | 100                       | 0               | 100                                | 0.013              |
| Catchment Area (25) | Bioretention      |            | Time of Concentration | 0.014     | 100                       | 0               | 100                                | 0.014              |
| Catchment Area (26) | Bioretention      |            | Time of Concentration | 0.012     | 100                       | 0               | 100                                | 0.012              |
| Catchment Area (27) | S5                |            | Time of Concentration | 0.012     | 100                       | 0               | 100                                | 0.012              |
| Catchment Area (28) | Bioretention (1)  |            | Time of Concentration | 0.010     | 100                       | 0               | 100                                | 0.010              |
| Catchment Area (29) | S7                |            | Time of Concentration | 0.008     | 100                       | 0               | 100                                | 0.008              |
| Catchment Area (30) | Tank              |            | Time of Concentration | 0.005     | 100                       | 0               | 100                                | 0.005              |
| Catchment Area (31) | Tank              |            | Time of Concentration | 0.006     | 100                       | 0               | 100                                | 0.006              |

|   |  |   |                   |                    |
|---|--|---|-------------------|--------------------|
| DCC School:<br>Surface Water Drainage Network                 |  | Date:<br>25/03/2025   |                   |                    |
|   |  | Designed by:<br>AR  | Checked by:<br>LS | Approved By:<br>LS |
| Report Details:<br>Type: Inflow Summary<br>Storm Phase: Phase |  | AECOM:<br>Adelphi Plaza, George's Street Upper<br>Dublin<br>Ireland |                   |                    |



|                     |                        |            |                       |              |     |   |     |              |
|---------------------|------------------------|------------|-----------------------|--------------|-----|---|-----|--------------|
| Catchment Area (32) | Tank                   |            | Time of Concentration | 0.008        | 100 | 0 | 100 | 0.008        |
| Catchment Area (33) | Tank                   |            | Time of Concentration | 0.001        | 100 | 0 | 100 | 0.001        |
| Catchment Area (34) | Tank                   |            | Time of Concentration | 0.011        | 100 | 0 | 100 | 0.011        |
| Catchment Area (36) | Bioretention (1)       |            | Time of Concentration | 0.003        | 100 | 0 | 100 | 0.003        |
| Catchment Area (37) | Bioretention (4)       |            | Time of Concentration | 0.002        | 100 | 0 | 100 | 0.002        |
| Catchment Area (38) | Swale                  |            | Time of Concentration | 0.002        | 100 | 0 | 100 | 0.002        |
| Catchment Area (39) | Bioretention (10)      |            | Time of Concentration | 0.002        | 100 | 0 | 100 | 0.002        |
| Catchment Area (40) | Porous Paving Car Park |            | Time of Concentration | 0.036        | 100 | 0 | 100 | 0.036        |
| Catchment Area (41) | Bioretention           |            | Time of Concentration | 0.002        | 100 | 0 | 100 | 0.002        |
| Catchment Area (42) | Bioretention           |            | Time of Concentration | 0.001        | 100 | 0 | 100 | 0.001        |
| Catchment Area (43) | IC5                    |            | Time of Concentration | 0.012        | 100 | 0 | 100 | 0.012        |
| Catchment Area (44) | Tank                   |            | Time of Concentration | 0.001        | 100 | 0 | 100 | 0.001        |
| Catchment Area (45) | Tank                   |            | Time of Concentration | 0.001        | 100 | 0 | 100 | 0.001        |
| Catchment Area (46) | Tank                   |            | Time of Concentration | 0.001        | 100 | 0 | 100 | 0.001        |
| Catchment Area (47) | Tank                   |            | Time of Concentration | 0.001        | 100 | 0 | 100 | 0.001        |
| Catchment Area (48) | Bioretention (1)       |            | Time of Concentration | 0.005        | 100 | 0 | 100 | 0.005        |
| Central Grass area  | Tank                   |            | Time of Concentration | 0.014        | 100 | 0 | 100 | 0.014        |
| Green Roof (1)      | Tank (1)               |            | Green Roof            | 0.042        |     | 0 |     | 0.042        |
| Green Roof (2)      | Tank (3)               |            | Green Roof            | 0.003        |     | 0 |     | 0.003        |
| Green Roof (3)      | Tank (4)               |            | Green Roof            | 0.024        |     | 0 |     | 0.024        |
| Green Roof (5)      | Tank (8)               |            | Green Roof            | 0.021        |     | 0 |     | 0.021        |
| <b>TOTAL</b>        |                        | <b>0.0</b> |                       | <b>0.435</b> |     |   |     | <b>0.435</b> |

|   |   |                   |                    |
|---|---|-------------------|--------------------|
| DCC School:<br>Surface Water Drainage Network | Date:<br>25/03/2025   |                   |                    |
|   | Designed by:<br>AR  | Checked by:<br>LS | Approved By:<br>LS |
| Report Title:<br>Rainfall Analysis Criteria   | AECOM:<br>Adelphi Plaza, George's Street Upper<br>Dublin<br>Ireland |                   |                    |



|                                 |                                     |
|---------------------------------|-------------------------------------|
| Runoff Type                     | Dynamic                             |
| Output Interval (mins)          | 2                                   |
| Time Step                       | Reduced                             |
| Urban Creep                     | Apply Global Value                  |
| Urban Creep Global Value (%)    | 0                                   |
| Junction Flood Risk Margin (mm) | 300                                 |
| Perform No Discharge Analysis   | <input checked="" type="checkbox"/> |
| Rainfall Depth (mm)             | 1.0                                 |
| Run Time (mins)                 | 1440                                |

### Rainfall

FSR

Type: FSR

|            |                                     |
|------------|-------------------------------------|
| Region     | Scotland And Ireland                |
| M5-60 (mm) | 17.0                                |
| Ratio R    | 0.300                               |
| Summer     | <input checked="" type="checkbox"/> |
| Winter     | <input checked="" type="checkbox"/> |

### Return Period

| Return Period (years) | Increase Rainfall (%) |
|-----------------------|-----------------------|
| 1.0                   | 20.000                |
| 30.0                  | 20.000                |
| 100.0                 | 20.000                |

### Storm Durations

| Duration (mins) | Run Time (mins) |
|-----------------|-----------------|
| 15              | 30              |
| 30              | 60              |
| 60              | 120             |
| 120             | 240             |
| 180             | 360             |
| 240             | 480             |
| 360             | 720             |
| 480             | 960             |
| 600             | 1200            |
| 720             | 1440            |
| 960             | 1920            |
| 1440            | 2880            |

|  |   |                   |                    |
|--|---|-------------------|--------------------|
| DCC School:<br>Surface Water Drainage Network                  | Date:<br>25/03/2025   |                   |                    |
|  | Designed by:<br>AR  | Checked by:<br>LS | Approved By:<br>LS |
| Report Details:<br>Type: Inflows Summary<br>Storm Phase: Phase | AECOM:<br>Adelphi Plaza, George's Street Upper<br>Dublin<br>Ireland |                   |                    |



**FSR: 100 years: Increase Rainfall (%): +20: Critical Storm Per Item: Rank By: Max. Inflow**

| Inflow              | Storm Event                            | Inflow Area (ha) | Max. Inflow (L/s) | Total Inflow Volume (m³) |
|---------------------|--|------------------|-------------------|--------------------------|
| Green Roof          | FSR: 100 years: +20 %: 60 mins: Summer | 0.04             | 5.2               | 11.950                   |
| Central Grass area  | FSR: 100 years: +20 %: 15 mins: Summer | 0.01             | 1.2               | 0.482                    |
| Catchment Area (1)  | FSR: 100 years: +20 %: 15 mins: Summer | 0.01             | 3.9               | 1.502                    |
| Catchment Area (2)  | FSR: 100 years: +20 %: 15 mins: Summer | 0.01             | 3.1               | 1.218                    |
| Catchment Area (4)  | FSR: 100 years: +20 %: 15 mins: Summer | 0.01             | 3.0               | 1.157                    |
| Catchment Area (6)  | FSR: 100 years: +20 %: 15 mins: Summer | 0.01             | 4.4               | 1.725                    |
| Catchment Area (8)  | FSR: 100 years: +20 %: 15 mins: Summer | 0.01             | 4.0               | 1.557                    |
| Catchment Area (18) | FSR: 100 years: +20 %: 15 mins: Summer | 0.00             | 1.6               | 0.610                    |
| Catchment Area (10) | FSR: 100 years: +20 %: 15 mins: Summer | 0.01             | 3.8               | 1.487                    |
| Catchment Area (40) | FSR: 100 years: +20 %: 15 mins: Summer | 0.04             | 18.8              | 7.358                    |
| Catchment Area      | FSR: 100 years: +20 %: 15 mins: Summer | 0.01             | 3.5               | 1.367                    |
| Catchment Area (43) | FSR: 100 years: +20 %: 15 mins: Summer | 0.01             | 6.4               | 2.485                    |
| Catchment Area (23) | FSR: 100 years: +20 %: 15 mins: Summer | 0.00             | 1.5               | 0.588                    |
| Catchment Area (25) | FSR: 100 years: +20 %: 15 mins: Summer | 0.01             | 7.7               | 3.001                    |

|  |   |                   |                    |
|--|---|-------------------|--------------------|
| DCC School:<br>Surface Water Drainage Network                  | Date:<br>25/03/2025   |                   |                    |
|  | Designed by:<br>AR  | Checked by:<br>LS | Approved By:<br>LS |
| Report Details:<br>Type: Inflows Summary<br>Storm Phase: Phase | AECOM:<br>Adelphi Plaza, George's Street Upper<br>Dublin<br>Ireland |                   |                    |



|                     |   |      |      |       |
|---------------------|---|------|------|-------|
| Catchment Area (26) | FSR: 100<br>years: +20 %:<br>15 mins:<br>Summer | 0.01 | 6.6  | 2.578 |
| Catchment Area (27) | FSR: 100<br>years: +20 %:<br>15 mins:<br>Summer | 0.01 | 6.5  | 2.550 |
| Catchment Area (28) | FSR: 100<br>years: +20 %:<br>15 mins:<br>Summer | 0.01 | 5.8  | 2.263 |
| Catchment Area (3)  | FSR: 100<br>years: +20 %:<br>15 mins:<br>Summer | 0.01 | 5.5  | 2.155 |
| Green Roof (5)      | FSR: 100<br>years: +20 %:<br>60 mins:<br>Summer | 0.02 | 2.5  | 5.828 |
| Green Roof (3)      | FSR: 100<br>years: +20 %:<br>60 mins:<br>Summer | 0.02 | 3.0  | 6.943 |
| Catchment Area (20) | FSR: 100<br>years: +20 %:<br>15 mins:<br>Summer | 0.01 | 3.8  | 1.464 |
| Green Roof (2)      | FSR: 100<br>years: +20 %:<br>60 mins:<br>Summer | 0.00 | 0.4  | 0.981 |
| Catchment Area (24) | FSR: 100<br>years: +20 %:<br>15 mins:<br>Summer | 0.01 | 7.3  | 2.857 |
| Catchment Area (14) | FSR: 100<br>years: +20 %:<br>15 mins:<br>Summer | 0.00 | 2.2  | 0.848 |
| Catchment Area (15) | FSR: 100<br>years: +20 %:<br>15 mins:<br>Summer | 0.00 | 2.1  | 0.807 |
| Catchment Area (16) | FSR: 100<br>years: +20 %:<br>15 mins:<br>Summer | 0.00 | 2.6  | 0.998 |
| Catchment Area (17) | FSR: 100<br>years: +20 %:<br>15 mins:<br>Summer | 0.02 | 10.7 | 4.174 |
| Catchment Area (9)  | FSR: 100<br>years: +20 %:<br>15 mins:<br>Summer | 0.01 | 4.4  | 1.733 |
| Catchment Area (12) | FSR: 100<br>years: +20 %:<br>15 mins:<br>Summer | 0.00 | 1.6  | 0.640 |
| Catchment Area (21) | FSR: 100<br>years: +20 %:<br>15 mins:<br>Winter | 0.01 | 3.2  | 1.382 |
| Catchment Area (22) | FSR: 100<br>years: +20 %:<br>15 mins:<br>Summer | 0.00 | 0.9  | 0.361 |

|  |   |                   |                    |
|--|---|-------------------|--------------------|
| DCC School:<br>Surface Water Drainage Network                  | Date:<br>25/03/2025   |                   |                    |
|  | Designed by:<br>AR  | Checked by:<br>LS | Approved By:<br>LS |
| Report Details:<br>Type: Inflows Summary<br>Storm Phase: Phase | AECOM:<br>Adelphi Plaza, George's Street Upper<br>Dublin<br>Ireland |                   |                    |



|                     |   |      |      |       |
|---------------------|---|------|------|-------|
| Catchment Area (29) | FSR: 100<br>years: +20 %:<br>15 mins:<br>Summer | 0.01 | 4.4  | 1.729 |
| Catchment Area (30) | FSR: 100<br>years: +20 %:<br>15 mins:<br>Summer | 0.00 | 2.5  | 0.982 |
| Catchment Area (31) | FSR: 100<br>years: +20 %:<br>15 mins:<br>Summer | 0.01 | 3.2  | 1.268 |
| Catchment Area (34) | FSR: 100<br>years: +20 %:<br>15 mins:<br>Summer | 0.01 | 6.1  | 2.371 |
| Catchment Area (7)  | FSR: 100<br>years: +20 %:<br>15 mins:<br>Summer | 0.00 | 1.2  | 0.462 |
| Catchment Area (36) | FSR: 100<br>years: +20 %:<br>15 mins:<br>Summer | 0.00 | 1.4  | 0.549 |
| Catchment Area (37) | FSR: 100<br>years: +20 %:<br>15 mins:<br>Summer | 0.00 | 1.1  | 0.421 |
| Catchment Area (38) | FSR: 100<br>years: +20 %:<br>15 mins:<br>Summer | 0.00 | 1.3  | 0.499 |
| Catchment Area (39) | FSR: 100<br>years: +20 %:<br>15 mins:<br>Summer | 0.00 | 1.0  | 0.408 |
| Catchment Area (41) | FSR: 100<br>years: +20 %:<br>15 mins:<br>Summer | 0.00 | 1.0  | 0.405 |
| Catchment Area (42) | FSR: 100<br>years: +20 %:<br>15 mins:<br>Summer | 0.00 | 0.7  | 0.281 |
| Catchment Area (13) | FSR: 100<br>years: +20 %:<br>15 mins:<br>Summer | 0.02 | 13.7 | 5.355 |
| Catchment Area (19) | FSR: 100<br>years: +20 %:<br>15 mins:<br>Summer | 0.00 | 2.6  | 0.997 |
| Catchment Area (33) | FSR: 100<br>years: +20 %:<br>15 mins:<br>Summer | 0.00 | 0.7  | 0.258 |
| Catchment Area (44) | FSR: 100<br>years: +20 %:<br>15 mins:<br>Summer | 0.00 | 0.6  | 0.241 |
| Catchment Area (45) | FSR: 100<br>years: +20 %:<br>15 mins:<br>Summer | 0.00 | 0.6  | 0.241 |
| Catchment Area (46) | FSR: 100<br>years: +20 %:<br>15 mins:<br>Summer | 0.00 | 0.6  | 0.241 |

|  |   |                   |                    |
|--|---|-------------------|--------------------|
| DCC School:<br>Surface Water Drainage Network                  | Date:<br>25/03/2025   |                   |                    |
|  | Designed by:<br>AR  | Checked by:<br>LS | Approved By:<br>LS |
| Report Details:<br>Type: Inflows Summary<br>Storm Phase: Phase | AECOM:<br>Adelphi Plaza, George's Street Upper<br>Dublin<br>Ireland |                   |                    |



|                     |   |      |     |       |
|---------------------|---|------|-----|-------|
| Catchment Area (47) | FSR: 100<br>years: +20 %:<br>15 mins:<br>Summer | 0.00 | 0.6 | 0.241 |
| Catchment Area (5)  | FSR: 100<br>years: +20 %:<br>15 mins:<br>Summer | 0.00 | 2.0 | 0.787 |
| Catchment Area (11) | FSR: 100<br>years: +20 %:<br>15 mins:<br>Summer | 0.00 | 0.6 | 0.222 |
| Catchment Area (32) | FSR: 100<br>years: +20 %:<br>15 mins:<br>Summer | 0.01 | 3.9 | 1.532 |
| Catchment Area (48) | FSR: 100<br>years: +20 %:<br>15 mins:<br>Winter | 0.00 | 2.1 | 0.938 |

|  |   |                   |                    |
|--|---|-------------------|--------------------|
| DCC School:<br>Surface Water Drainage Network                    | Date:<br>25/03/2025   |                   |                    |
|  | Designed by:<br>AR  | Checked by:<br>LS | Approved By:<br>LS |
| Report Details:<br>Type: Junctions Summary<br>Storm Phase: Phase | AECOM:<br>Adelphi Plaza, George's Street Upper<br>Dublin<br>Ireland |                   |                    |



**FSR: 100 years: Increase Rainfall (%): +20: Critical Storm Per Item: Rank By: Max. Depth**

|  |   |                   |                    |
|--|---|-------------------|--------------------|
| DCC School:<br>Surface Water Drainage Network                    | Date:<br>25/03/2025   |                   |                    |
|  | Designed by:<br>AR  | Checked by:<br>LS | Approved By:<br>LS |
| Report Details:<br>Type: Junctions Summary<br>Storm Phase: Phase | AECOM:<br>Adelphi Plaza, George's Street Upper<br>Dublin<br>Ireland |                   |                    |



| Junction | Storm Event                                    | Cover Level (m) | Invert Level (m) | Max. Level (m) | Max. Depth (m) | Max. Inflow (L/s) | Max. Resident Volume (m³) | Max. Flooded Volume (m³) | Max. Outflow (L/s) | Total Discharge Volume (m³) | Status     |
|----------|--|-----------------|------------------|----------------|----------------|-------------------|---------------------------|--------------------------|--------------------|-----------------------------|------------|
| S5       | FSR: 100 years:<br>+20 %: 1440 mins:<br>Winter | 17.53<br>7      | 15.86<br>7       | 16.625         | 0.758          | 2.6               | 1.085                     | 0.000                    | 2.4                | 199.640                     | Surcharged |
| S7       | FSR: 100 years:<br>+20 %: 1440 mins:<br>Winter | 17.91<br>6      | 15.71<br>8       | 16.625         | 0.907          | 3.1               | 1.298                     | 0.000                    | 2.6                | 256.039                     | Surcharged |
| S2       | FSR: 100 years:<br>+20 %: 1440 mins:<br>Winter | 17.22<br>9      | 16.19<br>0       | 16.625         | 0.435          | 2.0               | 0.492                     | 0.000                    | 2.0                | 85.881                      | Surcharged |
| S11      | FSR: 100 years:<br>+20 %: 1440 mins:<br>Winter | 16.68<br>7      | 15.40<br>0       | 16.625         | 1.225          | 2.0               | 1.753                     | 0.000                    | 2.0                | 271.402                     | Flood Risk |
| S9       | FSR: 100 years:<br>+20 %: 1440 mins:<br>Winter | 17.01<br>6      | 15.50<br>2       | 16.625         | 1.123          | 2.5               | 1.607                     | 0.000                    | 1.9                | 260.814                     | Surcharged |
| S8       | FSR: 100 years:<br>+20 %: 1440 mins:<br>Winter | 17.75<br>9      | 15.68<br>4       | 16.625         | 0.941          | 2.8               | 1.347                     | 0.000                    | 2.4                | 262.939                     | Surcharged |
| S1       | FSR: 100 years:<br>+20 %: 1440 mins:<br>Winter | 17.39<br>3      | 16.54<br>5       | 16.625         | 0.080          | 0.9               | 0.091                     | 0.000                    | 0.9                | 52.339                      | OK         |
| S3       | FSR: 100 years:<br>+20 %: 1440 mins:<br>Winter | 17.25<br>4      | 16.05<br>0       | 16.625         | 0.575          | 2.1               | 0.650                     | 0.000                    | 1.9                | 111.504                     | Surcharged |
| EX MH    | FSR: 100 years:<br>+20 %: 1440 mins:<br>Winter | 16.80<br>0      | 15.38<br>5       | 15.419         | 0.034          | 2.0               | 0.000                     | 0.000                    | 2.0                | 271.082                     | OK         |
| IC7      | FSR: 100 years:<br>+20 %: 1440 mins:<br>Winter | 16.74<br>1      | 15.41<br>5       | 16.625         | 1.210          | 0.4               | 0.342                     | 0.000                    | 0.4                | 16.157                      | Flood Risk |
| IC1      | FSR: 100 years:<br>+20 %: 1440 mins:<br>Winter | 17.14<br>9      | 16.39<br>8       | 16.625         | 0.227          | 0.2               | 0.064                     | 0.000                    | 0.2                | 5.147                       | Surcharged |
| IC4      | FSR: 100 years:<br>+20 %: 1440 mins:<br>Winter | 16.99<br>1      | 15.56<br>6       | 16.625         | 1.059          | 0.1               | 0.300                     | 0.000                    | 0.0                | 0.765                       | Surcharged |
| IC5      | FSR: 100 years:<br>+20 %: 1440 mins:<br>Winter | 16.81<br>6      | 15.52<br>7       | 16.625         | 1.098          | 0.5               | 0.311                     | 0.000                    | 0.5                | 18.545                      | Flood Risk |
| S6       | FSR: 100 years:<br>+20 %: 1440 mins:<br>Winter | 17.82<br>8      | 15.81<br>7       | 16.625         | 0.808          | 2.6               | 1.156                     | 0.000                    | 2.4                | 195.711                     | Surcharged |
| S10      | FSR: 100 years:<br>+20 %: 1440 mins:<br>Winter | 16.92<br>0      | 15.48<br>3       | 16.625         | 1.142          | 1.9               | 1.292                     | 0.000                    | 1.9                | 258.124                     | Flood Risk |
| IC2      | FSR: 100 years:<br>+20 %: 1440 mins:<br>Winter | 17.15<br>5      | 16.33<br>0       | 16.625         | 0.295          | 0.2               | 0.084                     | 0.000                    | 0.2                | 5.146                       | Surcharged |
| IC3      | FSR: 100 years:<br>+20 %: 1440 mins:<br>Winter | 17.16<br>6      | 16.25<br>4       | 16.626         | 0.371          | 0.2               | 0.105                     | 0.000                    | 0.2                | 5.331                       | Surcharged |
| IC6      | FSR: 100 years:<br>+20 %: 1440 mins:<br>Winter | 17.03<br>0      | 15.46<br>3       | 16.625         | 1.162          | 0.5               | 0.329                     | 0.000                    | 0.4                | 16.615                      | Surcharged |
| S4       | FSR: 100 years:<br>+20 %: 1440 mins:<br>Winter | 17.24<br>3      | 15.99<br>7       | 16.625         | 0.628          | 2.1               | 0.710                     | 0.000                    | 1.9                | 115.954                     | Surcharged |
| S12      | FSR: 100 years:<br>+20 %: 1440 mins:<br>Winter | 16.74<br>2      | 15.39<br>3       | 15.429         | 0.037          | 2.0               | 0.053                     | 0.000                    | 2.0                | 271.082                     | OK         |

|  |   |                   |                    |
|--|---|-------------------|--------------------|
| DCC School:<br>Surface Water Drainage Network                              | Date:<br>25/03/2025   |                   |                    |
|  | Designed by:<br>AR  | Checked by:<br>LS | Approved By:<br>LS |
| Report Details:<br>Type: Stormwater Controls Summary<br>Storm Phase: Phase | AECOM:<br>Adelphi Plaza, George's Street Upper<br>Dublin<br>Ireland |                   |                    |



**FSR: 100 years: Increase Rainfall (%): +20: Critical Storm Per Item: Rank By:  
Max. US Depth**


| Stormwater Control     | Storm Event                              | Max. US Level (m) | Max. DS Level (m) | Max. US Depth (m) | Max. DS Depth (m) | Max. Inflow (L/s) | Max. Residual Volume (m³) | Max. Flooded Volume (m³) | Total Lost Volume (m³) | Max. Outflow (L/s) | Total Discharge Volume (m³) | Percentage Available (%) | Status |
|------------------------|--|-------------------|-------------------|-------------------|-------------------|-------------------|---------------------------|--------------------------|------------------------|--------------------|-----------------------------|--------------------------|--------|
| Porous Paving Car Park | FSR: 100 years: +20 %: 30 mins: Summer   | 17.033            | 16.945            | 0.163             | 0.138             | 16.2              | 9.861                     | 0.000                    | 0.000                  | 0.3                | 0.614                       | 82.496                   | OK     |
| Tank (1)               | FSR: 100 years: +20 %: 1440 mins: Winter | 16.972            | 16.972            | 0.134             | 0.134             | 1.3               | 35.761                    | 0.000                    | 0.000                  | 0.2                | 25.844                      | 3.816                    | OK     |
| Tank (3)               | FSR: 100 years: +20 %: 1440 mins: Winter | 16.972            | 16.972            | 0.136             | 0.136             | 0.5               | 6.919                     | 0.000                    | 0.000                  | 0.6                | 25.149                      | 3.824                    | OK     |
| Bioretention           | FSR: 100 years: +20 %: 15 mins: Summer   | 17.800            | 17.780            | 1.025             | 1.044             | 16.0              | 11.579                    | 0.000                    | 0.000                  | 0.2                | 0.216                       | 78.058                   | OK     |
| Tank                   | FSR: 100 years: +20 %: 1440 mins: Winter | 16.625            | 16.625            | 0.720             | 0.720             | 4.1               | 86.815                    | 0.000                    | 0.000                  | 2.0                | 165.223                     | 10.452                   | OK     |
| Porous Paving          | FSR: 100 years: +20 %: 180 mins: Summer  | 16.631            | 16.631            | 0.093             | 0.120             | 1.4               | 2.382                     | 0.000                    | 0.000                  | 0.3                | 3.595                       | 82.563                   | OK     |
| Tank (8)               | FSR: 100 years: +20 %: 1440 mins: Summer | 17.566            | 17.566            | 0.123             | 0.123             | 1.8               | 33.438                    | 0.000                    | 0.000                  | 0.2                | 26.500                      | 62.044                   | OK     |
| Tank (4)               | FSR: 100 years: +20 %: 1440 mins: Winter | 16.934            | 16.934            | 0.094             | 0.094             | 0.7               | 19.145                    | 0.000                    | 0.000                  | 0.1                | 12.722                      | 71.876                   | OK     |
| Bioretention (4)       | FSR: 100 years: +20 %: 15 mins: Summer   | 17.099            | 17.093            | 0.755             | 0.768             | 2.7               | 1.829                     | 0.000                    | 0.000                  | 0.0                | 0.000                       | 80.551                   | OK     |
| Bioretention (10)      | FSR: 100 years: +20 %: 15 mins: Summer   | 17.767            | 17.760            | 1.003             | 1.018             | 2.0               | 1.708                     | 0.000                    | 0.000                  | 0.0                | 0.000                       | 81.402                   | OK     |
| Swale                  | FSR: 100 years: +20 %: 15 mins: Summer   | 17.696            | 17.530            | 0.093             | 0.046             | 7.3               | 0.105                     | 0.000                    | 0.000                  | 7.2                | 2.848                       | 86.043                   | OK     |
| Bioretention (1)       | FSR: 100 years: +20 %: 60 mins: Winter   | 17.891            | 17.890            | 1.077             | 1.115             | 7.3               | 14.000                    | 0.000                    | 0.000                  | 1.2                | 3.101                       | 56.824                   | OK     |

|  |   |                   |                    |
|--|---|-------------------|--------------------|
| DCC School:<br>Surface Water Drainage Network                      | Date:<br>25/03/2025   |                   |                    |
|  | Designed by:<br>AR  | Checked by:<br>LS | Approved By:<br>LS |
| Report Details:<br>Type: Connections Summary<br>Storm Phase: Phase | AECOM:<br>Adelphi Plaza, George's Street Upper<br>Dublin<br>Ireland |                   |                    |



**FSR: 100 years: Increase Rainfall (%): +20: Critical Storm Per Item: Rank By: Max. Velocity**

| Connection | Storm Event                              | Connection Type | From                   | To       | Upstream Cover Level (m) | Max. US Water Level (m) | Max. Flow Depth (m) | Discharge Volume (m³) | Max. Velocity (m/s) | Flow / Capacity | Max. Flow (L/s) | Status     |
|------------|--|-----------------|------------------------|----------|--------------------------|-------------------------|---------------------|-----------------------|---------------------|-----------------|-----------------|------------|
| S1.001     | FSR: 100 years: +20 %: 15 mins: Summer   | Pipe            | S1                     | S2       | 17.393                   | 16.608                  | 0.077               | 4.836                 | 1.0                 | 0.17            | 11.7            | OK         |
| S1.002     | FSR: 100 years: +20 %: 15 mins: Summer   | Pipe            | S2                     | S3       | 17.229                   | 16.280                  | 0.095               | 6.954                 | 1.0                 | 0.29            | 16.5            | OK         |
| S1.009     | FSR: 100 years: +20 %: 15 mins: Summer   | Pipe            | S7                     | S8       | 17.916                   | 16.012                  | 0.311               | 11.726                | 0.8                 | 0.13            | 27.3            | OK         |
| S1.010     | FSR: 100 years: +20 %: 15 mins: Summer   | Pipe            | S8                     | S9       | 17.759                   | 16.012                  | 0.419               | 10.522                | 0.7                 | 0.15            | 32.0            | OK         |
| S16.003    | FSR: 100 years: +20 %: 30 mins: Winter   | Pipe            | IC7                    | S11      | 16.741                   | 16.086                  | 0.225               | 2.649                 | 0.6                 | 0.13            | 4.9             | Surcharged |
| S16.000    | FSR: 100 years: +20 %: 30 mins: Summer   | Pipe            | IC4                    | IC5      | 16.991                   | 16.083                  | 0.225               | 0.000                 | 0.0                 | 0.01            | 0.5             | Surcharged |
| S1.000     | FSR: 100 years: +20 %: 480 mins: Summer  | Pipe            | Porous Paving Car Park | S1       | 17.503                   | 16.994                  | 0.021               | 15.888                | 0.6                 | 0.04            | 0.4             | Surcharged |
| S10.000    | FSR: 100 years: +20 %: 360 mins: Winter  | Pipe            | Porous Paving          | Tank     | 17.182                   | 16.603                  | 0.100               | 4.607                 | 0.1                 | 0.02            | 0.3             | OK         |
| S13.002    | FSR: 100 years: +20 %: 600 mins: Winter  | Pipe            | Bioretention           | S7       | 18.280                   | 17.717                  | 0.150               | 16.339                | 0.2                 | 0.03            | 1.3             | Surcharged |
| S5.001     | FSR: 100 years: +20 %: 1440 mins: Winter | Pipe            | Tank (1)               | S3       | 17.152                   | 16.972                  | 0.100               | 25.836                | 0.5                 | 0.01            | 0.2             | Surcharged |
| S14.001    | FSR: 100 years: +20 %: 1440 mins: Summer | Pipe            | Tank (8)               | S7       | 17.800                   | 17.566                  | 0.100               | 26.494                | 0.1                 | 0.01            | 0.2             | Surcharged |
| S14.000    | FSR: 100 years: +20 %: 15 mins: Summer   | Pipe            | Tank (4)               | Tank (8) | 17.432                   | 16.860                  | 0.002               | 0.023                 | 0.0                 | 0               | 0.0             | OK         |
| S5.000     | FSR: 100 years: +20 %: 60 mins: Summer   | Pipe            | Tank (3)               | Tank (1) | 17.190                   | 16.888                  | 0.051               | 0.000                 | 0.4                 | 0.03            | 1.3             | OK         |
| S1.007     | FSR: 100 years: +20 %: 30 mins: Winter   | Pipe            | S5                     | S6       | 17.537                   | 16.083                  | 0.241               | 11.568                | 0.8                 | 0.11            | 23.4            | OK         |

|  |  |                   |  |   |  |  |  |   |  |  |  |  |
|--|--|-------------------|--|---|--|--|--|---|--|--|--|--|
| DCC School:<br>Surface Water Drainage Network                      |  |                   |  | Date:<br>25/03/2025   |  |  |  |  |  |  |  |  |
| Designed by:<br>AR   |  | Checked by:<br>LS |  | Approved By:<br>LS  |  |  |  |   |  |  |  |  |
| Report Details:<br>Type: Connections Summary<br>Storm Phase: Phase |  |                   |  | AECOM:<br>Adelphi Plaza, George's Street Upper<br>Dublin<br>Ireland |  |  |  |   |  |  |  |  |

|         |   |      |                   |       |        |        |       |         |     |      |      |            |
|---------|---|------|-------------------|-------|--------|--------|-------|---------|-----|------|------|------------|
| S1.008  | FSR: 100<br>years: +20 %:<br>15 mins:<br>Summer   | Pipe | S6                | S7    | 17.828 | 16.010 | 0.243 | 11.147  | 0.7 | 0.14 | 28.4 | OK         |
| S1.011  | FSR: 100<br>years: +20 %:<br>15 mins:<br>Winter   | Pipe | S9                | S10   | 17.016 | 16.014 | 0.450 | 6.133   | 0.6 | 0.07 | 14.5 | Surcharged |
| S1.012  | FSR: 100<br>years: +20 %:<br>15 mins:<br>Winter   | Pipe | S10               | S11   | 16.920 | 16.014 | 0.450 | 3.388   | 0.3 | 0.03 | 5.2  | Surcharged |
| S4.000  | FSR: 100<br>years: +20 %:<br>15 mins:<br>Summer   | Pipe | IC1               | IC2   | 17.149 | 16.441 | 0.042 | 1.156   | 0.6 | 0.07 | 2.9  | OK         |
| S4.001  | FSR: 100<br>years: +20 %:<br>15 mins:<br>Summer   | Pipe | IC2               | IC3   | 17.155 | 16.371 | 0.040 | 1.154   | 0.6 | 0.07 | 2.8  | OK         |
| S4.002  | FSR: 100<br>years: +20 %:<br>15 mins:<br>Summer   | Pipe | IC3               | S2    | 17.166 | 16.293 | 0.065 | 1.149   | 0.3 | 0.07 | 2.8  | OK         |
| S16.001 | FSR: 100<br>years: +20 %:<br>15 mins:<br>Winter   | Pipe | IC5               | IC6   | 16.816 | 16.016 | 0.225 | 3.000   | 0.6 | 0.17 | 6.7  | Surcharged |
| S16.002 | FSR: 100<br>years: +20 %:<br>15 mins:<br>Winter   | Pipe | IC6               | IC7   | 17.030 | 16.015 | 0.225 | 2.189   | 0.5 | 0.13 | 5.2  | Surcharged |
| S12.000 | FSR: 100<br>years: +20 %:<br>480 mins:<br>Winter  | Pipe | Bioretention (10) | S6    | 17.878 | 17.720 | 0.150 | 1.711   | 0.1 | 0    | 0.2  | Surcharged |
| S2.000  | FSR: 100<br>years: +20 %:<br>15 mins:<br>Summer   | Pipe | Swale             | S1    | 17.804 | 17.554 | 0.054 | 2.848   | 1.2 | 0.2  | 7.2  | OK         |
| S1.003  | FSR: 100<br>years: +20 %:<br>15 mins:<br>Summer   | Pipe | S3                | S4    | 17.254 | 16.149 | 0.089 | 6.961   | 0.9 | 0.23 | 16.1 | OK         |
| S1.004  | FSR: 100<br>years: +20 %:<br>15 mins:<br>Winter   | Pipe | S4                | Tank  | 17.243 | 16.072 | 0.080 | 6.945   | 1.3 | 0.12 | 14.3 | OK         |
| Pipe    | FSR: 100<br>years: +20 %:<br>60 mins:<br>Winter   | Pipe | Bioretention (1)  | S2    | 17.310 | 17.871 | 0.030 | 3.085   | 0.9 | 0.02 | 1.2  | Surcharged |
| S1.014  | FSR: 100<br>years: +20 %:<br>30 mins:<br>Summer   | Pipe | S11               | S12   | 16.687 | 16.083 | 0.032 | 4.474   | 0.4 | 0.02 | 1.5  | Surcharged |
| S1.015  | FSR: 100<br>years: +20 %:<br>1440 mins:<br>Winter | Pipe | S12               | EX MH | 16.742 | 15.429 | 0.035 | 271.082 | 0.4 | 0.03 | 2.0  | OK         |
| S1.005  | FSR: 100<br>years: +20 %:<br>15 mins:<br>Summer   | Pipe | Tank              | S5    | 17.368 | 16.009 | 0.123 | 3.500   | 0.6 | 0.07 | 15.7 | OK         |
| S8.000  | FSR: 100<br>years: +20 %:<br>180 mins:<br>Winter  | Pipe | Bioretention (4)  | S4    | 17.300 | 17.066 | 0.150 | 1.497   | 0.6 | 0.01 | 0.4  | Surcharged |

## Appendix G – Attenuation Tank Details

| PROJECT INFORMATION        |  |
|----------------------------|--|
| ENGINEERED PRODUCT MANAGER |  |
| ADS SALES REP              |  |
| PROJECT NO.                |  |



# SCHOOL STREET

## DUBLIN 8, EUROPE

### DC-780 STORMTECH CHAMBER SPECIFICATIONS

- CHAMBERS SHALL BE STORMTECH DC-780.
- CHAMBERS SHALL BE ARCH-SHAPED, AND SHALL BE MANUFACTURED FROM VIRGIN, IMPACT-MODIFIED, POLYPROPYLENE COPOLYMERS.
- CHAMBERS SHALL MEET THE REQUIREMENTS OF ASTM F2418, "STANDARD SPECIFICATION FOR POLYPROPYLENE (PP) CORRUGATED WALL STORMWATER COLLECTION CHAMBERS".
- CHAMBER ROWS SHALL PROVIDE CONTINUOUS, UNOBSTRUCTED INTERNAL SPACE WITH NO INTERNAL SUPPORTS THAT WOULD IMPEDE FLOW OR LIMIT ACCESS FOR INSPECTION.
- THE STRUCTURAL DESIGN OF THE CHAMBERS, THE STRUCTURAL BACKFILL, AND THE INSTALLATION REQUIREMENTS SHALL ENSURE THAT THE LOAD FACTORS SPECIFIED IN THE AASHTO LRFD BRIDGE DESIGN SPECIFICATIONS, SECTION 12.12, ARE MET FOR: 1) LONG-DURATION DEAD LOADS AND 2) SHORT-DURATION LIVE LOADS, BASED ON THE AASHTO DESIGN TRUCK WITH CONSIDERATION FOR IMPACT AND MULTIPLE VEHICLE PRESENCES.
- CHAMBERS SHALL BE DESIGNED, TESTED AND ALLOWABLE LOAD CONFIGURATIONS DETERMINED IN ACCORDANCE WITH ASTM F2787, "STANDARD PRACTICE FOR STRUCTURAL DESIGN OF THERMOPLASTIC CORRUGATED WALL STORMWATER COLLECTION CHAMBERS". LOAD CONFIGURATIONS SHALL INCLUDE: 1) INSTANTANEOUS (<1 MIN) AASHTO DESIGN TRUCK LIVE LOAD ON MINIMUM COVER, 2) MAXIMUM PERMANENT (75-YR) COVER LOAD, AND 3) ALLOWABLE COVER WITH PARKED (1-WEEK) AASHTO DESIGN TRUCK.
- REQUIREMENTS FOR HANDLING AND INSTALLATION:
  - TO MAINTAIN THE WIDTH OF CHAMBERS DURING SHIPPING AND HANDLING, CHAMBERS SHALL HAVE INTEGRAL, INTERLOCKING STACKING LUGS.
  - TO ENSURE A SECURE JOINT DURING INSTALLATION AND BACKFILL, THE HEIGHT OF THE CHAMBER JOINT SHALL NOT BE LESS THAN 2".
  - TO ENSURE THE INTEGRITY OF THE ARCH SHAPE DURING INSTALLATION, a) THE ARCH STIFFNESS CONSTANT SHALL BE GREATER THAN OR EQUAL TO 550 LBS/FT/%. THE ASC IS DEFINED IN SECTION 6.2.8 OF ASTM F2418. AND b) TO RESIST CHAMBER DEFORMATION DURING INSTALLATION AT ELEVATED TEMPERATURES (ABOVE 73° F / 23° C), CHAMBERS SHALL BE PRODUCED FROM REFLECTIVE GOLD OR YELLOW COLOURS.
- ONLY CHAMBERS THAT ARE APPROVED BY THE SITE DESIGN ENGINEER WILL BE ALLOWED. UPON REQUEST BY THE SITE DESIGN ENGINEER OR OWNER, THE CHAMBER MANUFACTURER SHALL SUBMIT A STRUCTURAL EVALUATION FOR APPROVAL BEFORE DELIVERING CHAMBERS TO THE PROJECT SITE AS FOLLOWS:
  - THE STRUCTURAL EVALUATION SHALL BE SEALED BY A REGISTERED PROFESSIONAL ENGINEER.
  - THE STRUCTURAL EVALUATION SHALL DEMONSTRATE THAT THE SAFETY FACTORS ARE GREATER THAN OR EQUAL TO 1.95 FOR DEAD LOAD AND 1.75 FOR LIVE LOAD, THE MINIMUM REQUIRED BY ASTM F2787, AND BY SECTIONS 3 AND 12.12 OF THE AASHTO LRFD BRIDGE DESIGN SPECIFICATIONS FOR THERMOPLASTIC PIPE.
  - THE TEST DERIVED CREEP MODULUS AS SPECIFIED IN ASTM F2418 SHALL BE USED FOR PERMANENT DEAD LOAD DESIGN EXCEPT THAT IT SHALL BE THE 75-YEAR MODULUS USED FOR DESIGN.
- CHAMBERS AND END CAPS SHALL BE PRODUCED AT AN ISO 9001 CERTIFIED MANUFACTURING FACILITY.
- MANIFOLD SIZE TO BE DETERMINED BY SITE DESIGN ENGINEER. SEE TECH NOTE #6.32 FOR MANIFOLD SIZING GUIDANCE. DUE TO THE ADAPTATION OF THIS CHAMBER SYSTEM TO SPECIFIC SITE AND DESIGN CONSTRAINTS, IT MAY BE NECESSARY TO CUT AND COUPLE ADDITIONAL PIPE TO STANDARD MANIFOLD COMPONENTS IN THE FIELD.
- ADS DOES NOT DESIGN OR PROVIDE MEMBRANE LINER SYSTEMS. TO MINIMIZE THE LEAKAGE POTENTIAL OF LINER SYSTEMS, THE MEMBRANE LINER SYSTEM SHOULD BE DESIGNED BY A KNOWLEDGEABLE GEOTEXTILE PROFESSIONAL AND INSTALLED BY A QUALIFIED CONTRACTOR.

### IMPORTANT - NOTES FOR THE BIDDING AND INSTALLATION OF THE DC-780 CHAMBER SYSTEM

- STORMTECH DC-780 CHAMBERS SHALL NOT BE INSTALLED UNTIL THE MANUFACTURER'S REPRESENTATIVE HAS COMPLETED A PRE-CONSTRUCTION MEETING WITH THE INSTALLERS.
- STORMTECH DC-780 CHAMBERS SHALL BE INSTALLED IN ACCORDANCE WITH THE "STORMTECH SC-310/SC-740/DC-780 CONSTRUCTION GUIDE".
- CHAMBERS ARE NOT TO BE BACKFILLED WITH A DOZER OR AN EXCAVATOR SITUATED OVER THE CHAMBERS. STORMTECH RECOMMENDS 3 BACKFILL METHODS:
  - STONESHOOTER LOCATED OFF THE CHAMBER BED.
  - BACKFILL AS ROWS ARE BUILT USING AN EXCAVATOR ON THE FOUNDATION STONE OR SUB-GRADE.
  - BACKFILL FROM OUTSIDE THE EXCAVATION USING A LONG BOOM HOE OR EXCAVATOR.
- THE FOUNDATION STONE SHALL BE LEVELED AND COMPACTED PRIOR TO PLACING CHAMBERS.
- JOINTS BETWEEN CHAMBERS SHALL BE PROPERLY SEATED PRIOR TO PLACING STONE.
- MAINTAIN MINIMUM - 6" (150 mm) SPACING BETWEEN THE CHAMBER ROWS.
- EMBEDMENT STONE SURROUNDING CHAMBERS MUST BE A CLEAN, CRUSHED, ANGULAR STONE OR RECYCLED CONCRETE; AASHTO M43 #3, 357, 4, 467, 5, 56, OR 57.
- THE CONTRACTOR MUST REPORT ANY DISCREPANCIES WITH CHAMBER FOUNDATION MATERIALS BEARING CAPACITIES TO THE SITE DESIGN ENGINEER.
- ADS RECOMMENDS THE USE OF "FLEXSTORM CATCH IT" INSERTS DURING CONSTRUCTION FOR ALL INLETS TO PROTECT THE SUB-SURFACE STORMWATER MANAGEMENT SYSTEM FROM CONSTRUCTION SITE RUNOFF.

### NOTES FOR CONSTRUCTION EQUIPMENT

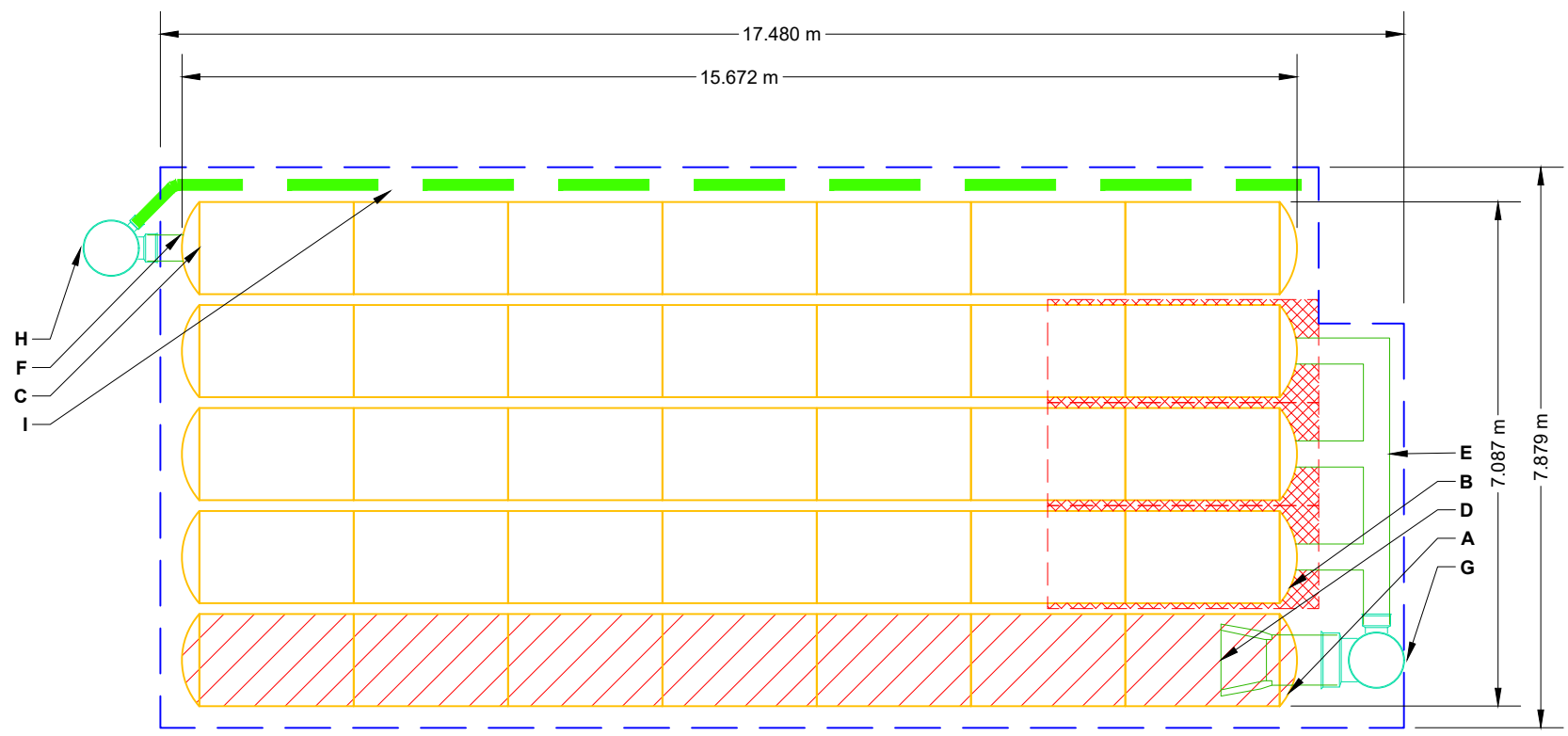
- STORMTECH DC-780 CHAMBERS SHALL BE INSTALLED IN ACCORDANCE WITH THE "STORMTECH SC-310/SC-740/DC-780 CONSTRUCTION GUIDE".
- THE USE OF CONSTRUCTION EQUIPMENT OVER DC-780 CHAMBERS IS LIMITED:
  - NO EQUIPMENT IS ALLOWED ON BARE CHAMBERS.
  - NO RUBBER Tired LOADERS, DUMP TRUCKS, OR EXCAVATORS ARE ALLOWED UNTIL PROPER FILL DEPTHS ARE REACHED IN ACCORDANCE WITH THE "STORMTECH SC-310/SC-740/DC-780 CONSTRUCTION GUIDE".
  - WEIGHT LIMITS FOR CONSTRUCTION EQUIPMENT CAN BE FOUND IN THE "STORMTECH SC-310/SC-740/DC-780 CONSTRUCTION GUIDE".
- FULL 36" (900 mm) OF STABILISED COVER MATERIALS OVER THE CHAMBERS IS REQUIRED FOR DUMP TRUCK TRAVEL OR DUMPING.

**USE OF A DOZER TO PUSH EMBEDMENT STONE BETWEEN THE ROWS OF CHAMBERS MAY CAUSE DAMAGE TO THE CHAMBERS AND IS NOT AN ACCEPTABLE BACKFILL METHOD. ANY CHAMBERS DAMAGED BY THE "DUMP AND PUSH" METHOD ARE NOT COVERED UNDER THE STORMTECH STANDARD WARRANTY.**

CONTACT STORMTECH AT 1-800-821-6710 WITH ANY QUESTIONS ON INSTALLATION REQUIREMENTS OR WEIGHT LIMITS FOR CONSTRUCTION EQUIPMENT.

**ISOLATOR ROW PLUS COMPONENTS SHOWN ON THIS DESIGN MAY NOT BE AVAILABLE IN THE SPECIFIED PROJECT REGION. PLEASE CONTACT YOUR LOCAL ADS REPRESENTATIVE OR E-MAIL ADSINTERNATIONAL@ADS-PIPE.COM FOR FURTHER INFORMATION**

| PROPOSED LAYOUT |   | CONCEPTUAL ELEVATIONS:                                    |       | *INVERT ABOVE BASE OF CHAMBER     |                |  |         |            |
|-----------------|---|---|-------|-----------------------------------|----------------|--|---------|------------|
|                 |   |   |       | PART TYPE                         | ITEM ON LAYOUT | DESCRIPTION  | INVERT* | MAX FLOW   |
| 35              | STORMTECH DC-780 CHAMBERS   | MAXIMUM ALLOWABLE GRADE (TOP OF PAVEMENT/UNPAVED):        | 4.648 |                                   |                |  |         |            |
| 10              | STORMTECH DC-780 END CAPS   | MINIMUM ALLOWABLE GRADE (UNPAVED WITH TRAFFIC):           | 1.600 |                                   |                |  |         |            |
| 152             | STONE ABOVE (mm)  | MINIMUM ALLOWABLE GRADE (UNPAVED NO TRAFFIC):             | 1.448 | PREFABRICATED EZ END CAP          | A              | 600 mm BOTTOM PREFABRICATED EZ END CAP, PART#: SC740ECEZ / TYP OF ALL 600 mm BOTTOM CONNECTIONS AND ISOLATOR PLUS ROWS | 3 mm    |            |
| 229             | STONE BELOW (mm)  | MINIMUM ALLOWABLE GRADE (TOP OF RIGID CONCRETE PAVEMENT): | 1.448 |                                   |                |  |         |            |
| 40              | STONE VOID  | MINIMUM ALLOWABLE GRADE (BASE OF FLEXIBLE PAVEMENT):      | 1.448 | PRE-CORED END CAP                 | B              | 300 mm TOP PRE-CORED END CAP, PART#: SC740EPE12TPC / TYP OF ALL 300 mm TOP CONNECTIONS                                 | 318 mm  |            |
| 89.7            | INSTALLED SYSTEM VOLUME (m³)<br>(PERIMETER STONE INCLUDED)<br>(COVER STONE INCLUDED)<br>(BASE STONE INCLUDED) | TOP OF STONE:   | 1.143 | PRE-CORED END CAP                 | C              | 300 mm BOTTOM PRE-CORED END CAP, PART#: SC740EPE12BPC / TYP OF ALL 300 mm BOTTOM CONNECTIONS                           | 30 mm   |            |
|                 |   | TOP OF DC-780 CHAMBER:                                    | 0.991 |                                   |                |  |         |            |
|                 |   | 300 mm x 300 mm TOP MANIFOLD INVERT:                      | 0.546 |                                   |                |  |         |            |
|                 |   | 300 mm BOTTOM CONNECTION INVERT:                          | 0.259 | FLAMP                             | D              | INSTALL FLAMP ON 600 mm ACCESS PIPE / PART#: SC74024RAMP   |         |            |
| 135.1           | SYSTEM AREA (m²)  | 600 mm ISOLATOR ROW PLUS INVERT:                          | 0.231 | MANIFOLD                          | E              | 300 mm x 300 mm TOP MANIFOLD, ADS N-12   | 318 mm  |            |
| 50.7            | SYSTEM PERIMETER (m)  | BOTTOM OF DC-780 CHAMBER:                                 | 0.229 | PIPE CONNECTION                   | F              | 300 mm BOTTOM CONNECTION   | 30 mm   |            |
|                 |   | UNDERDRAIN INVERT:  | 0.000 | NYLOPLAST (INLET W/ ISO PLUS ROW) | G              | 750 mm DIAMETER (610 mm SUMP MIN)  |         | 161 L/s IN |
|                 |   | BOTTOM OF STONE:  | 0.000 | NYLOPLAST (OUTLET)                | H              | 750 mm DIAMETER (DESIGN BY ENGINEER)   |         | 57 L/s OUT |
|                 |   |   |       | UNDERDRAIN                        | I              | 150 mm ADS N-12 DUAL WALL PERFORATED HDPE UNDERDRAIN   |         |            |



- ISOLATOR ROW PLUS (SEE DETAIL)
- PLACE MINIMUM 3.810 m OF ADSPLUS625 WOVEN GEOTEXTILE OVER BEDDING STONE AND UNDERNEATH CHAMBER FEET FOR SCOUR PROTECTION AT ALL CHAMBER INLET ROWS
- BED LIMITS

**NOTES**

- THE SITE DESIGN ENGINEER MUST REVIEW ELEVATIONS AND IF NECESSARY ADJUST GRADING TO ENSURE THE CHAMBER COVER REQUIREMENTS ARE MET.
- **NOT FOR CONSTRUCTION:** THIS LAYOUT IS FOR DIMENSIONAL PURPOSES ONLY TO PROVE CONCEPT & THE REQUIRED STORAGE VOLUME CAN BE ACHIEVED ON SITE.

**SCHOOL STREET**

DUBLIN 8, EUROPE

DATE: 07/03/2025

PROJECT #:

DRAWN: LS

CHECKED: N/A

| DATE | DRW | CHK | DESCRIPTION |
|------|-----|-----|-------------|
|      |     |     |             |

**StormTech®**

Chamber System

1-800-821-6710 | WWW.STORMTECH.COM

4640 TRUEMAN BLVD  
HILLIARD, OH 43026  
1-800-733-7473

**SCALE = 1 : 100**

SHEET

**2 OF 6**

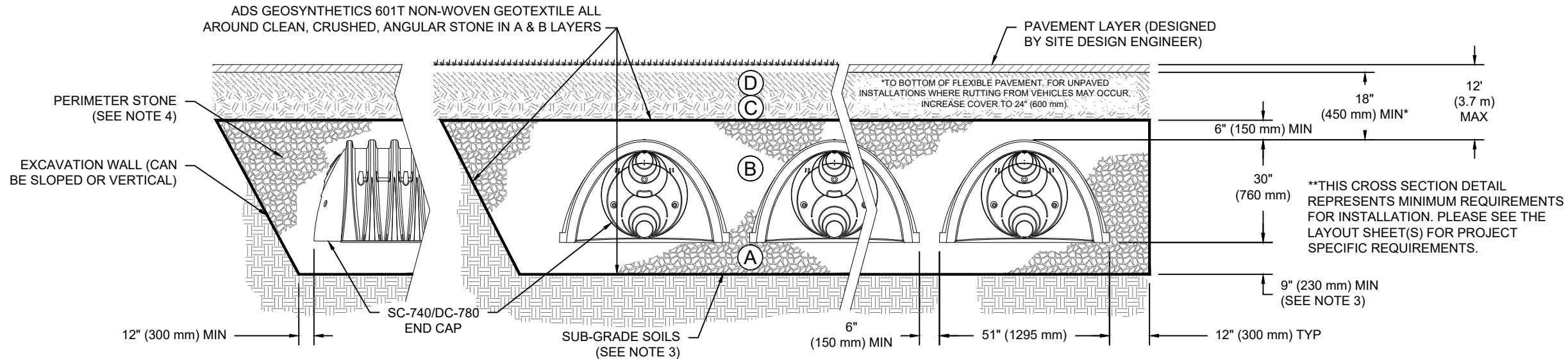
THIS DRAWING HAS BEEN PREPARED BASED ON INFORMATION PROVIDED TO ADS/STORMTECH UNDER THE DIRECTION OF THE PROJECT'S ENGINEER OF RECORD (EOR) OR OTHER PROJECT REPRESENTATIVE. THIS DRAWING IS NOT INTENDED FOR USE IN BIDDING OR CONSTRUCTION WITHOUT THE EOR'S PRIOR APPROVAL. EOR SHALL REVIEW THIS DRAWING PRIOR TO BIDDING AND/OR CONSTRUCTION. IT IS THE ULTIMATE RESPONSIBILITY OF THE EOR TO ENSURE THAT THE PRODUCT(S) DEPICTED AND ALL ASSOCIATED DETAILS MEET ALL APPLICABLE LAWS, REGULATIONS, AND PROJECT REQUIREMENTS.

## ACCEPTABLE FILL MATERIALS: STORMTECH DC-780 CHAMBER SYSTEMS

| MATERIAL LOCATION |   | DESCRIPTION   | AASHTO MATERIAL CLASSIFICATIONS   | COMPACTION / DENSITY REQUIREMENT   |
|-------------------|---|---|---|--|
| D                 | <b>FINAL FILL:</b> FILL MATERIAL FOR LAYER 'D' STARTS FROM THE TOP OF THE 'C' LAYER TO THE BOTTOM OF FLEXIBLE PAVEMENT OR UNPAVED FINISHED GRADE ABOVE. NOTE THAT PAVEMENT SUB-BASE MAY BE PART OF THE 'D' LAYER  | ANY SOIL/ROCK MATERIALS, NATIVE SOILS, OR PER ENGINEER'S PLANS. CHECK PLANS FOR PAVEMENT SUB-GRADE REQUIREMENTS.  | N/A   | PREPARE PER SITE DESIGN ENGINEER'S PLANS. PAVED INSTALLATIONS MAY HAVE STRINGENT MATERIAL AND PREPARATION REQUIREMENTS.  |
| C                 | <b>INITIAL FILL:</b> FILL MATERIAL FOR LAYER 'C' STARTS FROM THE TOP OF THE EMBEDMENT STONE ('B' LAYER) TO 18" (450 mm) ABOVE THE TOP OF THE CHAMBER. NOTE THAT PAVEMENT SUB-BASE MAY BE A PART OF THE 'C' LAYER. | GRANULAR WELL-GRADED SOIL/AGGREGATE MIXTURES, <35% FINES OR PROCESSED AGGREGATE.<br><br>MOST PAVEMENT SUB-BASE MATERIALS CAN BE USED IN LIEU OF THIS LAYER. | AASHTO M145'<br>A-1, A-2-4, A-3<br><br>OR<br><br>AASHTO M43'<br>3, 357, 4, 467, 5, 56, 57, 6, 67, 68, 7, 78, 8, 89, 9, 10 | BEGIN COMPACTIONS AFTER 12" (300 mm) OF MATERIAL OVER THE CHAMBERS IS REACHED. COMPACT ADDITIONAL LAYERS IN 6" (150 mm) MAX LIFTS TO A MIN. 95% PROCTOR DENSITY FOR WELL GRADED MATERIAL AND 95% RELATIVE DENSITY FOR PROCESSED AGGREGATE MATERIALS. ROLLER GROSS VEHICLE WEIGHT NOT TO EXCEED 12,000 lbs. (53 kN). DYNAMIC FORCE NOT TO EXCEED 20,000 lbs. (89 kN). |
| B                 | <b>EMBEDMENT STONE:</b> FILL SURROUNDING THE CHAMBERS FROM THE FOUNDATION STONE ('A' LAYER) TO THE 'C' LAYER ABOVE.   | CLEAN, CRUSHED, ANGULAR STONE   | AASHTO M43'<br>3, 357, 4, 467, 5, 56, 57  | NO COMPACTION REQUIRED.  |
| A                 | <b>FOUNDATION STONE:</b> FILL BELOW CHAMBERS FROM THE SUB-GRADE UP TO THE FOOT (BOTTOM) OF THE CHAMBER.   | CLEAN, CRUSHED, ANGULAR STONE   | AASHTO M43'<br>3, 357, 4, 467, 5, 56, 57  | PLATE COMPACT OR ROLL TO ACHIEVE A FLAT SURFACE. <sup>2,3</sup>  |

**PLEASE NOTE:**

- THE LISTED AASHTO DESIGNATIONS ARE FOR GRADATIONS ONLY. THE STONE MUST ALSO BE CLEAN, CRUSHED, ANGULAR. FOR EXAMPLE, A SPECIFICATION FOR #4 STONE WOULD STATE: "CLEAN, CRUSHED, ANGULAR NO. 4 (AASHTO M43) STONE".
- STORMTECH COMPACTION REQUIREMENTS ARE MET FOR 'A' LOCATION MATERIALS WHEN PLACED AND COMPACTED IN 9" (230 mm) (MAX) LIFTS USING TWO FULL COVERAGES WITH A VIBRATORY COMPACTOR.
- WHERE INFILTRATION SURFACES MAY BE COMPROMISED BY COMPACTION, FOR STANDARD DESIGN LOAD CONDITIONS, A FLAT SURFACE MAY BE ACHIEVED BY RAKING OR DRAGGING WITHOUT COMPACTION EQUIPMENT. FOR SPECIAL LOAD DESIGNS, CONTACT STORMTECH FOR COMPACTION REQUIREMENTS.
- ONCE LAYER 'C' IS PLACED, ANY SOIL/MATERIAL CAN BE PLACED IN LAYER 'D' UP TO THE FINISHED GRADE. MOST PAVEMENT SUB-BASE SOILS CAN BE USED TO REPLACE THE MATERIAL REQUIREMENTS OF LAYER 'C' OR 'D' AT THE SITE DESIGN ENGINEER'S DISCRETION.



**NOTES:**

- CHAMBERS SHALL MEET THE REQUIREMENTS OF ASTM F2418, "STANDARD SPECIFICATION FOR POLYPROPYLENE (PP) CORRUGATED WALL STORMWATER COLLECTION CHAMBERS".
- DC-780 CHAMBERS SHALL BE DESIGNED IN ACCORDANCE WITH ASTM F2787 "STANDARD PRACTICE FOR STRUCTURAL DESIGN OF THERMOPLASTIC CORRUGATED WALL STORMWATER COLLECTION CHAMBERS".
- THE SITE DESIGN ENGINEER IS RESPONSIBLE FOR ASSESSING THE BEARING RESISTANCE (ALLOWABLE BEARING CAPACITY) OF THE SUB-GRADE SOILS, AND THE DEPTH OF FOUNDATION STONE WITH CONSIDERATION FOR THE RANGE OF EXPECTED SOIL MOISTURE CONDITIONS. REFERENCE STORMTECH DESIGN MANUAL FOR BEARING CAPACITY GUIDANCE.
- PERIMETER STONE MUST BE EXTENDED HORIZONTALLY TO THE EXCAVATION WALL FOR BOTH VERTICAL AND SLOPED EXCAVATION WALLS.
- REQUIREMENTS FOR HANDLING AND INSTALLATION:
  - TO MAINTAIN THE WIDTH OF CHAMBERS DURING SHIPPING AND HANDLING, CHAMBERS SHALL HAVE INTEGRAL, INTERLOCKING STACKING LUGS.
  - TO ENSURE A SECURE JOINT DURING INSTALLATION AND BACKFILL, THE HEIGHT OF THE CHAMBER JOINT SHALL NOT BE LESS THAN 2".
  - TO ENSURE THE INTEGRITY OF THE ARCH SHAPE DURING INSTALLATION, a) THE ARCH STIFFNESS CONSTANT SHALL BE GREATER THAN OR EQUAL TO 550 LBS/FT/%. THE ASC IS DEFINED IN SECTION 6.2.8 OF ASTM F2418. AND b) TO RESIST CHAMBER DEFORMATION DURING INSTALLATION AT ELEVATED TEMPERATURES (ABOVE 73° F / 23°, AND C) CHAMBERS SHALL BE PRODUCED FROM REFLECTIVE GOLD OR YELLOW COLOURS.

SCHOOL STREET

DUBLIN 8, EUROPE

DRAWN: LS

DATE: 07/03/2025

CHECKED: N/A

PROJECT #:

DESCRIPTION

CHK

DRW

DATE

**StormTech®**  
Chamber System

1-800-821-6710 | WWW.STORMTECH.COM

4640 TRUEMAN BLVD  
HILLIARD, OH 43026  
1-800-733-7473

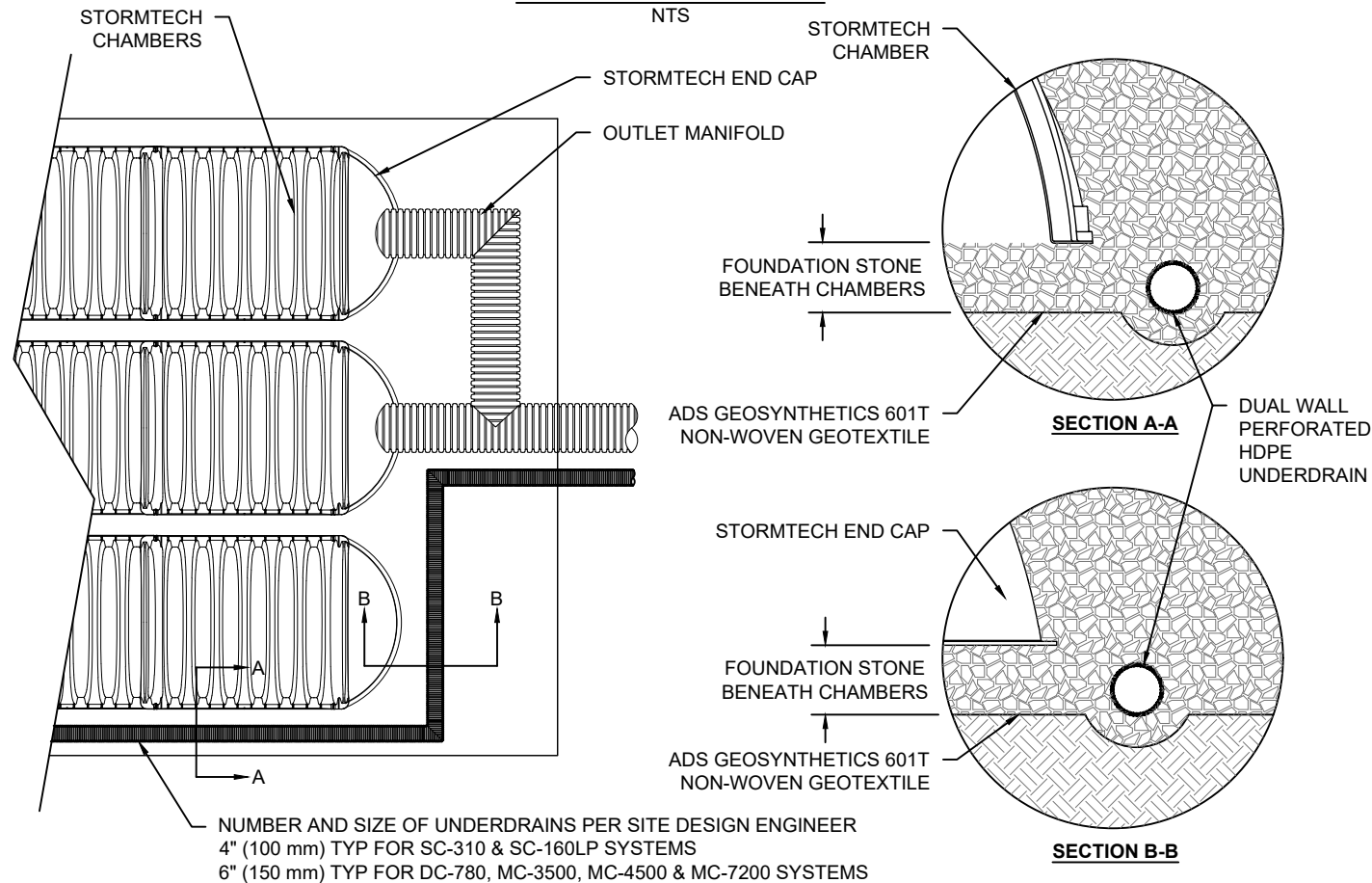


THIS DRAWING HAS BEEN PREPARED BASED ON INFORMATION PROVIDED TO ADS/STORMTECH UNDER THE DIRECTION OF THE PROJECT'S ENGINEER OF RECORD (EOR) OR OTHER PROJECT REPRESENTATIVE. THIS DRAWING IS NOT INTENDED FOR USE IN BIDDING OR CONSTRUCTION WITHOUT THE EOR'S PRIOR APPROVAL. EOR SHALL REVIEW THIS DRAWING PRIOR TO BIDDING AND/OR CONSTRUCTION. IT IS THE ULTIMATE RESPONSIBILITY OF THE EOR TO ENSURE THAT THE PRODUCT(S) DEPICTED AND ALL ASSOCIATED DETAILS MEET ALL APPLICABLE LAWS, REGULATIONS, AND PROJECT REQUIREMENTS.



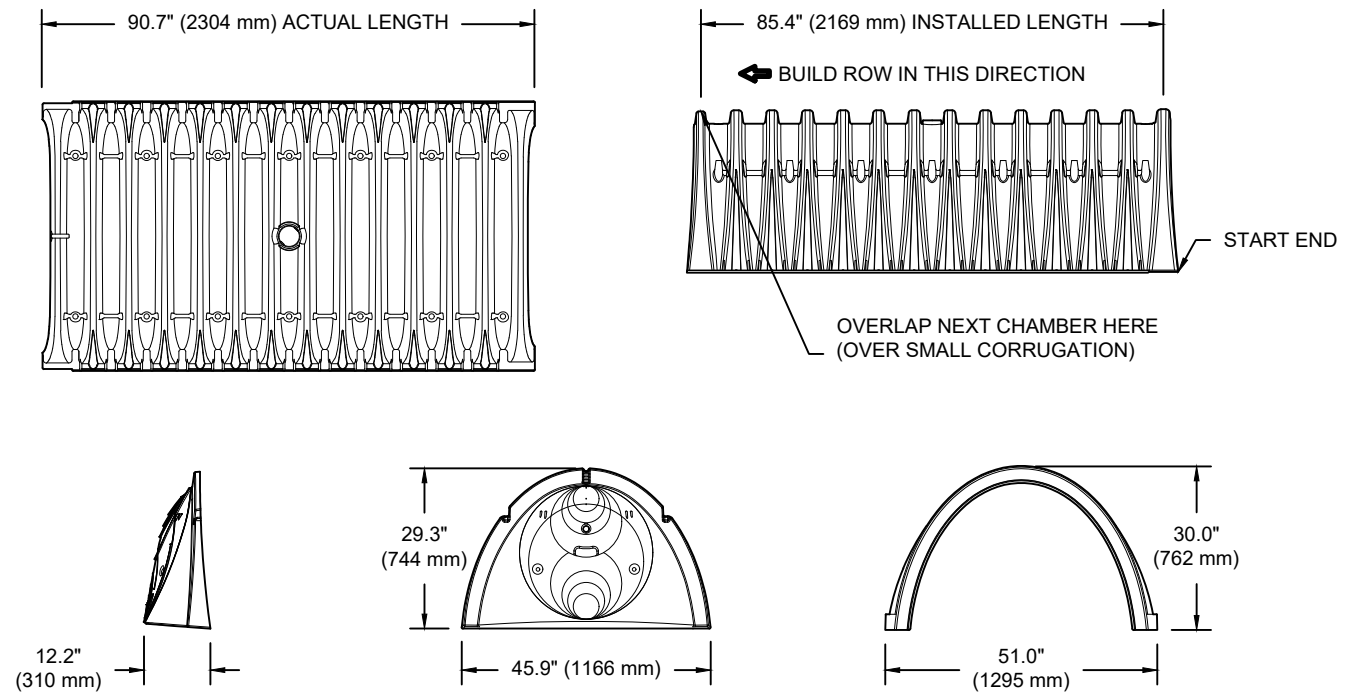
**UNDERDRAIN DETAIL**

NTS



**DC-780 TECHNICAL SPECIFICATION**

NTS



**NOMINAL CHAMBER SPECIFICATIONS**

|                                 |                       |                              |
|---------------------------------|-----------------------|------------------------------|
| SIZE (W X H X INSTALLED LENGTH) | 51.0" X 30.0" X 85.4" | (1295 mm X 762 mm X 2169 mm) |
| CHAMBER STORAGE                 | 46.2 CUBIC FEET       | (1.30 m <sup>3</sup> )       |
| MINIMUM INSTALLED STORAGE*      | 78.4 CUBIC FEET       | (2.20 m <sup>3</sup> )       |
| WEIGHT                          | 75.0 lbs.             | (33.6 kg)                    |

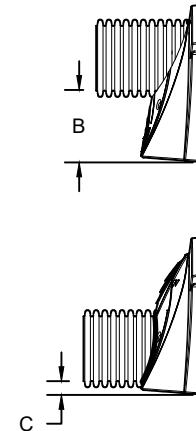
**NOMINAL END CAP SPECIFICATIONS**

|                                 |                      |                             |
|---------------------------------|----------------------|-----------------------------|
| SIZE (W X H X INSTALLED LENGTH) | 45.9" X 29.3" X 9.6" | (1166 mm X 744 mm X 244 mm) |
| END CAP STORAGE                 | 2.6 CUBIC FEET       | (0.07 m <sup>3</sup> )      |
| MINIMUM INSTALLED STORAGE**     | 14.4 CUBIC FEET      | (0.40 m <sup>3</sup> )      |
| WEIGHT                          | 11.7 lbs.            | (5.3 kg)                    |

\* ASSUMES 6" (152 mm) STONE ABOVE, 9" (229 mm) BELOW, AND 6" (152 mm) BETWEEN CHAMBERS

\*\*ASSUMES 6" (152 mm) STONE ABOVE, 9" (229 mm) BELOW END CAPS, 6" (152 mm) BETWEEN ROWS, 12" (305 mm) BEYOND END CAPS

| PART #        | STUB         | B              | C            |
|---------------|--------------|----------------|--------------|
| SC740EPE06TPC | 6" (150 mm)  | 18.5" (470 mm) | ---          |
| SC740EPE06BPC | ---          | ---            | 0.5" (13 mm) |
| SC740EPE08TPC | 8" (200 mm)  | 16.5" (419 mm) | ---          |
| SC740EPE08BPC | ---          | ---            | 0.6" (15 mm) |
| SC740EPE10TPC | 10" (250 mm) | 14.5" (368 mm) | ---          |
| SC740EPE10BPC | ---          | ---            | 0.7" (18 mm) |
| SC740EPE12TPC | 12" (300 mm) | 12.5" (318 mm) | ---          |
| SC740EPE12BPC | ---          | ---            | 1.2" (30 mm) |
| SC740EPE15TPC | 15" (375 mm) | 9.0" (229 mm)  | ---          |
| SC740EPE15BPC | ---          | ---            | 1.3" (33 mm) |
| SC740EPE18TPC | 18" (450 mm) | 5.0" (127 mm)  | ---          |
| SC740EPE18BPC | ---          | ---            | 1.6" (41 mm) |
| SC740ECEZ*    | 24" (600 mm) | ---            | 0.1" (3 mm)  |



ALL STUBS, EXCEPT FOR THE SC740ECEZ ARE PLACED AT BOTTOM OF END CAP SUCH THAT THE OUTSIDE DIAMETER OF THE STUB IS FLUSH WITH THE BOTTOM OF THE END CAP. FOR ADDITIONAL INFORMATION CONTACT STORMTECH AT 1-888-892-2694.

\* FOR THE SC740ECEZ THE 24" (600 mm) STUB LIES BELOW THE BOTTOM OF THE END CAP APPROXIMATELY 1.75" (44 mm). BACKFILL MATERIAL SHOULD BE REMOVED FROM BELOW THE N-12 STUB SO THAT THE FITTING SITS LEVEL.

NOTE: ALL DIMENSIONS ARE NOMINAL; PRE-CORED END CAPS END WITH "PC"

SCHOOL STREET

DUBLIN 8, EUROPE

DATE: 07/03/2025

PROJECT #:

CHECKED: N/A

DESCRIPTION

DATE

CHK

DRW

DATE

DESCRIPTION

DATE

DESCRIPTION

DATE

DESCRIPTION

DATE

DESCRIPTION

DATE

DESCRIPTION

DATE

DESCRIPTION

DATE

DESCRIPTION

DATE

DESCRIPTION

DATE

DESCRIPTION

DATE

DESCRIPTION

DATE

DESCRIPTION

DATE

DESCRIPTION

DATE

DESCRIPTION

DATE

DESCRIPTION

4640 TRUEMAN BLVD  
HILLIARD, OH 43026  
1-800-733-7473



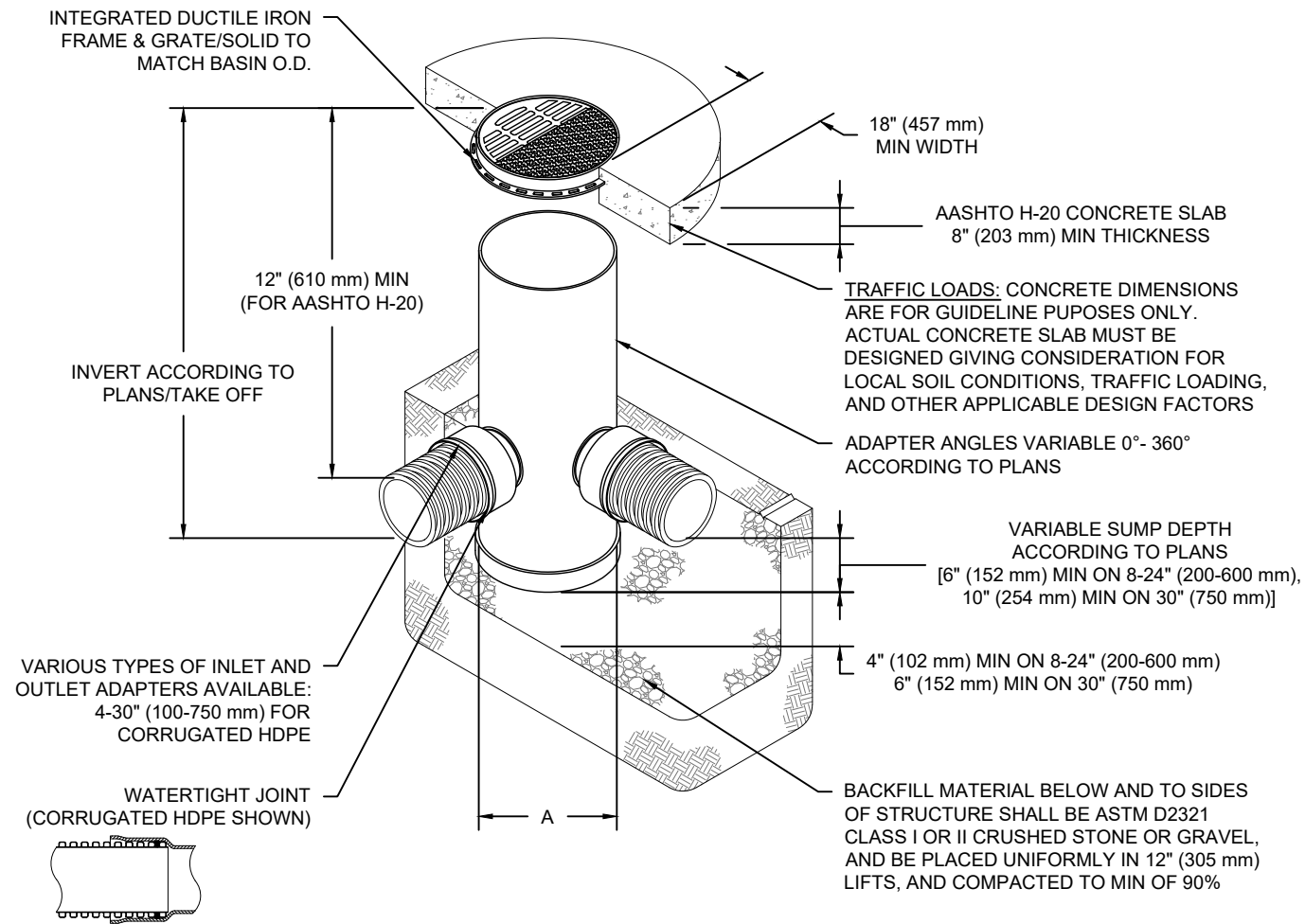
StormTech®  
Chamber System

1-800-821-6710 | WWW.STORMTECH.COM

THIS DRAWING HAS BEEN PREPARED BASED ON INFORMATION PROVIDED TO ADS/STORMTECH UNDER THE DIRECTION OF THE PROJECT'S ENGINEER OF RECORD (EOR) OR OTHER PROJECT REPRESENTATIVE. THIS DRAWING IS NOT INTENDED FOR USE IN BIDDING OR CONSTRUCTION WITHOUT THE EOR'S PRIOR APPROVAL. EOR SHALL REVIEW THIS DRAWING PRIOR TO BIDDING AND/OR CONSTRUCTION. IT IS THE ULTIMATE RESPONSIBILITY OF THE EOR TO ENSURE THAT THE PRODUCT(S) DEPICTED AND ALL ASSOCIATED DETAILS MEET ALL APPLICABLE LAWS, REGULATIONS, AND PROJECT REQUIREMENTS.

# NYLOPLAST DRAIN BASIN

NTS



## NOTES

- 8-30" (200-750 mm) GRATES/SOLID COVERS SHALL BE DUCTILE IRON PER ASTM A536 GRADE 70-50-05
- 12-30" (300-750 mm) FRAMES SHALL BE DUCTILE IRON PER ASTM A536 GRADE 70-50-05
- DRAIN BASIN TO BE CUSTOM MANUFACTURED ACCORDING TO PLAN DETAILS
- DRAINAGE CONNECTION STUB JOINT TIGHTNESS SHALL CONFORM TO ASTM D3212 FOR CORRUGATED HDPE (ADS & HANCOR DUAL WALL) & SDR 35 PVC
- FOR COMPLETE DESIGN AND PRODUCT INFORMATION: [WWW.NYLOPLAST-US.COM](http://WWW.NYLOPLAST-US.COM)
- TO ORDER CALL: **800-821-6710**

| A               | PART # | GRATE/SOLID COVER OPTIONS |                      |                   |
|-----------------|--------|---------------------------|----------------------|-------------------|
|                 |        | PEDESTRIAN LIGHT DUTY     | STANDARD LIGHT DUTY  | SOLID LIGHT DUTY  |
| 8"<br>(200 mm)  | 2808AG | PEDESTRIAN LIGHT DUTY     | STANDARD LIGHT DUTY  | SOLID LIGHT DUTY  |
| 10"<br>(250 mm) | 2810AG | PEDESTRIAN LIGHT DUTY     | STANDARD LIGHT DUTY  | SOLID LIGHT DUTY  |
| 12"<br>(300 mm) | 2812AG | PEDESTRIAN AASHTO H-10    | STANDARD AASHTO H-20 | SOLID AASHTO H-20 |
| 15"<br>(375 mm) | 2815AG | PEDESTRIAN AASHTO H-10    | STANDARD AASHTO H-20 | SOLID AASHTO H-20 |
| 18"<br>(450 mm) | 2818AG | PEDESTRIAN AASHTO H-10    | STANDARD AASHTO H-20 | SOLID AASHTO H-20 |
| 24"<br>(600 mm) | 2824AG | PEDESTRIAN AASHTO H-10    | STANDARD AASHTO H-20 | SOLID AASHTO H-20 |
| 30"<br>(750 mm) | 2830AG | PEDESTRIAN AASHTO H-20    | STANDARD AASHTO H-20 | SOLID AASHTO H-20 |

SCHOOL STREET  
DUBLIN 8, EUROPE

DATE: 07/03/2025  
DRAWN: LS  
PROJECT #: CHECKED: N/A


| DATE | DRW | CHK | DESCRIPTION |
|------|-----|-----|-------------|
|      |     |     |             |
|      |     |     |             |
|      |     |     |             |

**Nyloplast**<sup>®</sup>  
770-932-2443 | [WWW.NYLOPLAST-US.COM](http://WWW.NYLOPLAST-US.COM)

4640 TRUEMAN BLVD  
HILLIARD, OH 43026  
1-800-733-7473

SHEET  
6 OF 6

THIS DRAWING HAS BEEN PREPARED BASED ON INFORMATION PROVIDED TO ADS/STORMTECH UNDER THE DIRECTION OF THE PROJECT'S ENGINEER OF RECORD (EOR) OR OTHER PROJECT REPRESENTATIVE. THIS DRAWING IS NOT INTENDED FOR USE IN BIDDING OR CONSTRUCTION WITHOUT THE EOR'S PRIOR APPROVAL. EOR SHALL REVIEW THIS DRAWING PRIOR TO BIDDING AND/OR CONSTRUCTION. IT IS THE ULTIMATE RESPONSIBILITY OF THE EOR TO ENSURE THAT THE PRODUCT(S) DEPICTED AND ALL ASSOCIATED DETAILS MEET ALL APPLICABLE LAWS, REGULATIONS, AND PROJECT REQUIREMENTS.



## Appendix H – Drainage Maintenance Inspection Checklist

| Table B.25 SuDS maintenance inspection checklist    |  |  |  |
|---|--|--|--|
| General information                                 |  |  |  |
| Site ID   |  |  |  |
| Site location and co-ordinates (GIS if appropriate) |  |  |  |
| Elements forming the SuDS scheme                    |  | Approved drawing reference(s)  |  |
| Inspection frequency                                |  | Approved specification reference   |  |
| Type of development                                 |  | Specific purpose of any parts of the scheme (eg biodiversity, wildlife and visual aspects) |  |

| Inspection date  |         |     |                 |                |         |     |                 |                |
|--|---------|-----|-----------------|----------------|---------|-----|-----------------|----------------|
|  | Details | Y/N | Action required | Date completed | Details | Y/N | Action required | Date Completed |
| General inspection items   |         |     |                 |                |         |     |                 |                |
| Is there any evidence of erosion, channelling, ponding (where not desirable) or other poor hydraulic performance?                      |         |     |                 |                |         |     |                 |                |
| Is there any evidence of accidental spillages, oils, poor water quality, odours or nuisance insects?                                   |         |     |                 |                |         |     |                 |                |
| Have any health and safety risks been identified to either the public or maintenance operatives?                                       |         |     |                 |                |         |     |                 |                |
| Is there any deterioration in the surface of permeable or porous surfaces (eg rutting, spreading of blocks or signs of ponding water)? |         |     |                 |                |         |     |                 |                |

| <b>Silt/sediment accumulation</b>  |  |  |  |  |  |  |  |  |
|--|--|--|--|--|--|--|--|--|
| Is there any sediment accumulation at inlets (or other defined accumulation zones such as the surface of filter drains or infiltration basins and within proprietary devices)?<br>If yes, state depth (mm) and extent.<br>Is removal required?<br>If yes, state waste disposal requirements and confirm that all waste management requirements have been complied with (consult environmental regulator) |  |  |  |  |  |  |  |  |
| Is surface clogging visible (potentially problematic where water has to soak into the underlying construction or ground (eg underdrained swale or infiltration basin)?)  |  |  |  |  |  |  |  |  |
| Does permeable or porous surfacing require sweeping to remove silt?  |  |  |  |  |  |  |  |  |
| <b>System blockages and litter build-up</b>  |  |  |  |  |  |  |  |  |
| Is there evidence of litter accumulation in the system?<br>If yes, is this a blockage risk?  |  |  |  |  |  |  |  |  |
| Is there any evidence of any other clogging or blockage of outlets or drainage paths?  |  |  |  |  |  |  |  |  |
| <b>Vegetation</b>  |  |  |  |  |  |  |  |  |
| Is the vegetation condition satisfactory (density, weed growth, coverage etc)? (Check against approved planting regime.)   |  |  |  |  |  |  |  |  |
| Does any part of the system require weeding, pruning or mowing? (Check against maintenance frequency stated in approved design.)   |  |  |  |  |  |  |  |  |
| Is there any evidence of invasive species becoming established?<br>If yes, state action required   |  |  |  |  |  |  |  |  |
| <b>Infrastructure</b>  |  |  |  |  |  |  |  |  |
| Are any check dams or weirs in good condition?   |  |  |  |  |  |  |  |  |
| Is there evidence of any accidental damage to the system (eg wheel ruts?)  |  |  |  |  |  |  |  |  |

|  |  |  |  |  |  |  |  |  |
|--|--|--|--|--|--|--|--|--|
| Is there any evidence of cross connections or other unauthorised inflows?  |  |  |  |  |  |  |  |  |
| Is there any evidence of tampering with the flow controls?   |  |  |  |  |  |  |  |  |
| Are there any other matters that could affect the performance of the system in relation to the design objectives for hydraulic, water quality, biodiversity and visual aspects? (Specify.) |  |  |  |  |  |  |  |  |
| <b>Other observations</b>  |  |  |  |  |  |  |  |  |
| Information appended (eg photos)   |  |  |  |  |  |  |  |  |
| <b>Suitability of current maintenance regime</b>   |  |  |  |  |  |  |  |  |
| Continue as current Increase maintenance Decrease maintenance  |  |  |  |  |  |  |  |  |
| <b>Next inspection</b>   |  |  |  |  |  |  |  |  |
| Proposed date for next inspection  |  |  |  |  |  |  |  |  |

## Appendix I – Uisce Éireann Confirmation of Feasibility

## CONFIRMATION OF FEASIBILITY

Aoife Hurd

AECOM  
4th Floor Adelphi Plaza  
Upper Georges Street  
Dun Laoghaire  
Dublin  
A96T927

19 August 2024

**Uisce Éireann**  
Bosca OP 448  
Oifig Sheachadta na  
Cathrach Theas  
Cathair Chorcaí

**Uisce Éireann**  
PO Box 448  
South City  
Delivery Office  
Cork City

[www.water.ie](http://www.water.ie)

**Our Ref: CDS24005215 Pre-Connection Enquiry**  
**Thomas Court Bawn, 7 School Street, Dublin**

Dear Applicant/Agent,

### **We have completed the review of the Pre-Connection Enquiry.**

Uisce Éireann has reviewed the pre-connection enquiry in relation to a Water & Wastewater connection for a Multi/Mixed Use Development of 115 unit(s) at Thomas Court Bawn, 7 School Street, Dublin, (the **Development**).

Based upon the details provided we can advise the following regarding connecting to the networks;

- **Water Connection** - Feasible without infrastructure upgrade by Uisce Éireann
  - For design submissions and queries related to diversion of/build near or over the existing Uisce Éireann assets, please contact UÉ Diversion Team via email address [diversions@water.ie](mailto:diversions@water.ie)
  
- **Wastewater Connection** - Feasible without infrastructure upgrade by Uisce Éireann
  - The Developer has to remove the site existing stormwater inflow from the combined network and to incorporate Sustainable Drainage Systems/ Attenuation in the management of storm water in order to reduce surface water inflow from the Development site into the receiving combined

sewer. Full details of these have to be agreed with the LA Drainage Division.

- For design submissions and queries related to diversion of/build near or over the existing Uisce Éireann assets, please contact UÉ Diversion Team via email address [diversions@water.ie](mailto:diversions@water.ie)

This letter does not constitute an offer, in whole or in part, to provide a connection to any Uisce Éireann infrastructure. Before the Development can be connected to our network(s) you must submit a connection application and be granted and sign a connection agreement with Uisce Éireann.

As the network capacity changes constantly, this review is only valid at the time of its completion. As soon as planning permission has been granted for the Development, a completed connection application should be submitted. The connection application is available at [www.water.ie/connections/get-connected/](http://www.water.ie/connections/get-connected/)


### Where can you find more information?

- **Section A** - What is important to know?
- **Section B** - Details of Uisce Éireann's Network(s)

**This letter is issued to provide information about the current feasibility of the proposed connection(s) to Uisce Éireann's network(s). This is not a connection offer and capacity in Uisce Éireann's network(s) may only be secured by entering into a connection agreement with Uisce Éireann.**

For any further information, visit [www.water.ie/connections](http://www.water.ie/connections), email [newconnections@water.ie](mailto:newconnections@water.ie) or contact 1800 278 278.

Yours sincerely,



**Dermot Phelan**  
**Connections Delivery Manager**

## Section A - What is important to know?

| What is important to know?   | Why is this important?  |
|--|---|
| <p><b>Do you need a contract to connect?</b></p>                     | <ul style="list-style-type: none"> <li>• Yes, a contract is required to connect. This letter does not constitute a contract or an offer in whole or in part to provide a connection to Uisce Éireann's network(s).</li> <li>• Before the Development can connect to Uisce Éireann's network(s), you must submit a connection application <u>and be granted and sign</u> a connection agreement with Uisce Éireann.</li> </ul> |
| <p><b>When should I submit a Connection Application?</b></p>         | <ul style="list-style-type: none"> <li>• A connection application should only be submitted after planning permission has been granted.</li> </ul>   |
| <p><b>Where can I find information on connection charges?</b></p>    | <ul style="list-style-type: none"> <li>• Uisce Éireann connection charges can be found at: <a href="https://www.water.ie/connections/information/charges/">https://www.water.ie/connections/information/charges/</a></li> </ul>   |
| <p><b>Who will carry out the connection work?</b></p>                | <ul style="list-style-type: none"> <li>• All works to Uisce Éireann's network(s), including works in the public space, must be carried out by Uisce Éireann*.</li> </ul> <p>*Where a Developer has been granted specific permission and has been issued a connection offer for Self-Lay in the Public Road/Area, they may complete the relevant connection works</p>  |
| <p><b>Fire flow Requirements</b></p>                                 | <ul style="list-style-type: none"> <li>• The Confirmation of Feasibility does not extend to fire flow requirements for the Development. Fire flow requirements are a matter for the Developer to determine.</li> <li>• <b>What to do?</b> - Contact the relevant Local Fire Authority</li> </ul>  |
| <p><b>Plan for disposal of storm water</b></p>                       | <ul style="list-style-type: none"> <li>• The Confirmation of Feasibility does not extend to the management or disposal of storm water or ground waters.</li> <li>• <b>What to do?</b> - Contact the relevant Local Authority to discuss the management or disposal of proposed storm water or ground water discharges.</li> </ul>   |
| <p><b>Where do I find details of Uisce Éireann's network(s)?</b></p> | <ul style="list-style-type: none"> <li>• Requests for maps showing Uisce Éireann's network(s) can be submitted to: <a href="mailto:datarequests@water.ie">datarequests@water.ie</a></li> </ul>  |

|   |   |
|---|---|
| <p><b>What are the design requirements for the connection(s)?</b></p> | <ul style="list-style-type: none"> <li>The design and construction of the Water &amp; Wastewater pipes and related infrastructure to be installed in this Development shall comply with <b><i>the Uisce Éireann Connections and Developer Services Standard Details and Codes of Practice</i></b>, available at <a href="http://www.water.ie/connections">www.water.ie/connections</a></li> </ul>   |
| <p><b>Trade Effluent Licensing</b></p>                                | <ul style="list-style-type: none"> <li>Any person discharging trade effluent** to a sewer, must have a Trade Effluent Licence issued pursuant to section 16 of the Local Government (Water Pollution) Act, 1977 (as amended).</li> <li>More information and an application form for a Trade Effluent License can be found at the following link: <a href="https://www.water.ie/business/trade-effluent/about/">https://www.water.ie/business/trade-effluent/about/</a></li> </ul> <p>**trade effluent is defined in the Local Government (Water Pollution) Act, 1977 (as amended)</p> |

## Section B – Details of Uisce Éireann’s Network(s)

The map included below outlines the current Uisce Éireann infrastructure adjacent the Development: To access Uisce Éireann Maps email

[datarequests@water.ie](mailto:datarequests@water.ie)



Reproduced from the Ordnance Survey of Ireland by Permission of the Government. License No. 3-3-34

**Note:** The information provided on the included maps as to the position of Uisce Éireann’s underground network(s) is provided as a general guide only. The information is based on the best available information provided by each Local Authority in Ireland to Uisce Éireann.

Whilst every care has been taken in respect of the information on Uisce Éireann’s network(s), Uisce Éireann assumes no responsibility for and gives no guarantees, undertakings or warranties concerning the accuracy, completeness or up to date nature of the information provided, nor does it accept any liability whatsoever arising from or out of any errors or omissions. This information should not be solely relied upon in the event of excavations or any other works being carried out in the vicinity of Uisce Éireann’s underground network(s). The onus is on the parties carrying out excavations or any other works to ensure the exact location of Uisce Éireann’s underground network(s) is identified prior to excavations or any other works being carried out. Service connection pipes are not generally shown but their presence should be anticipated.

