

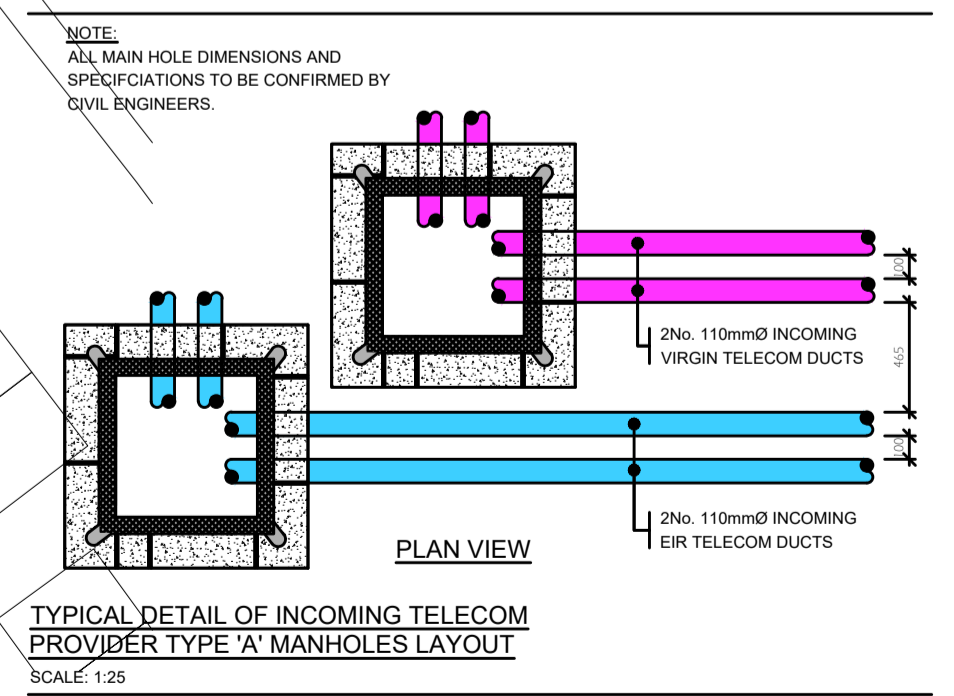
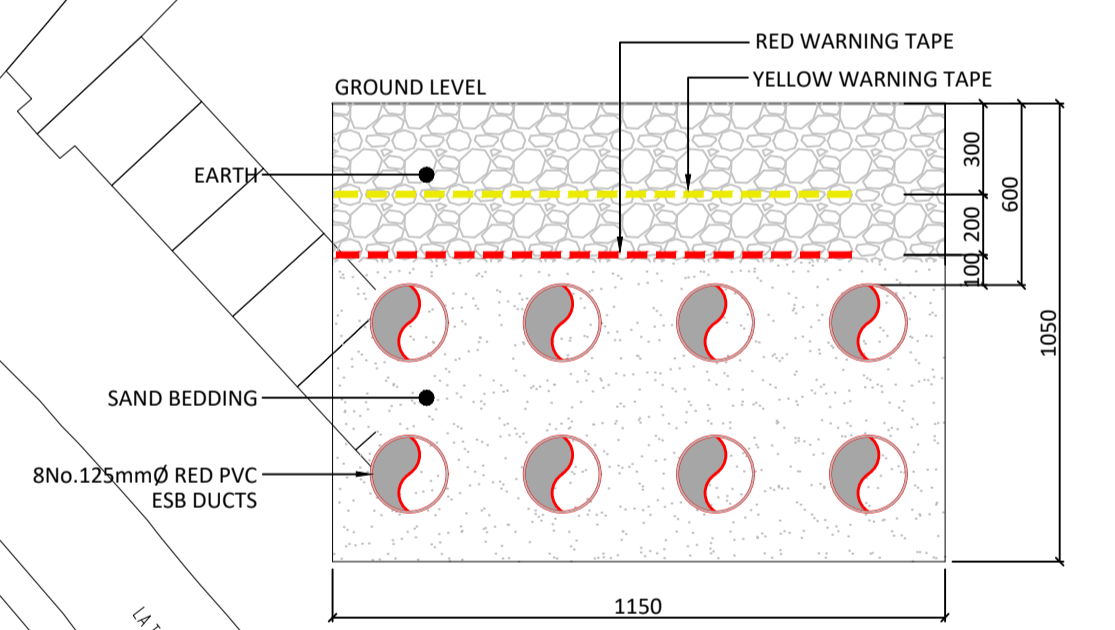
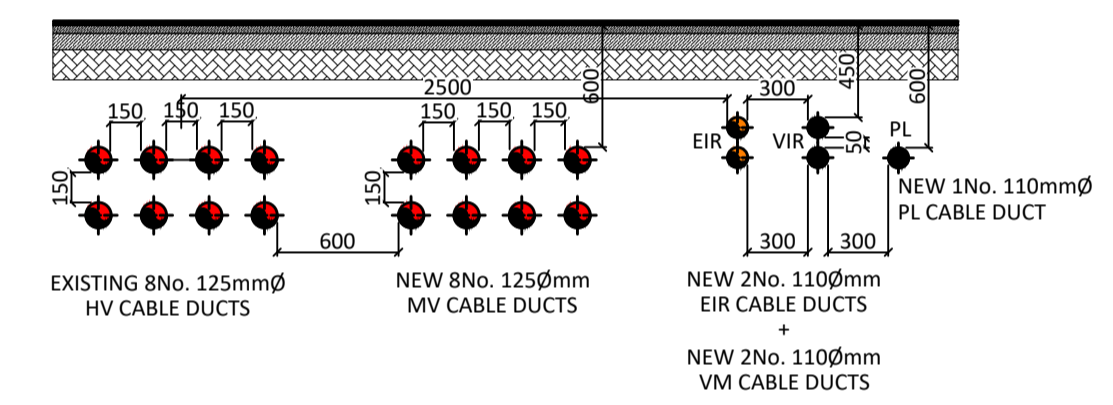
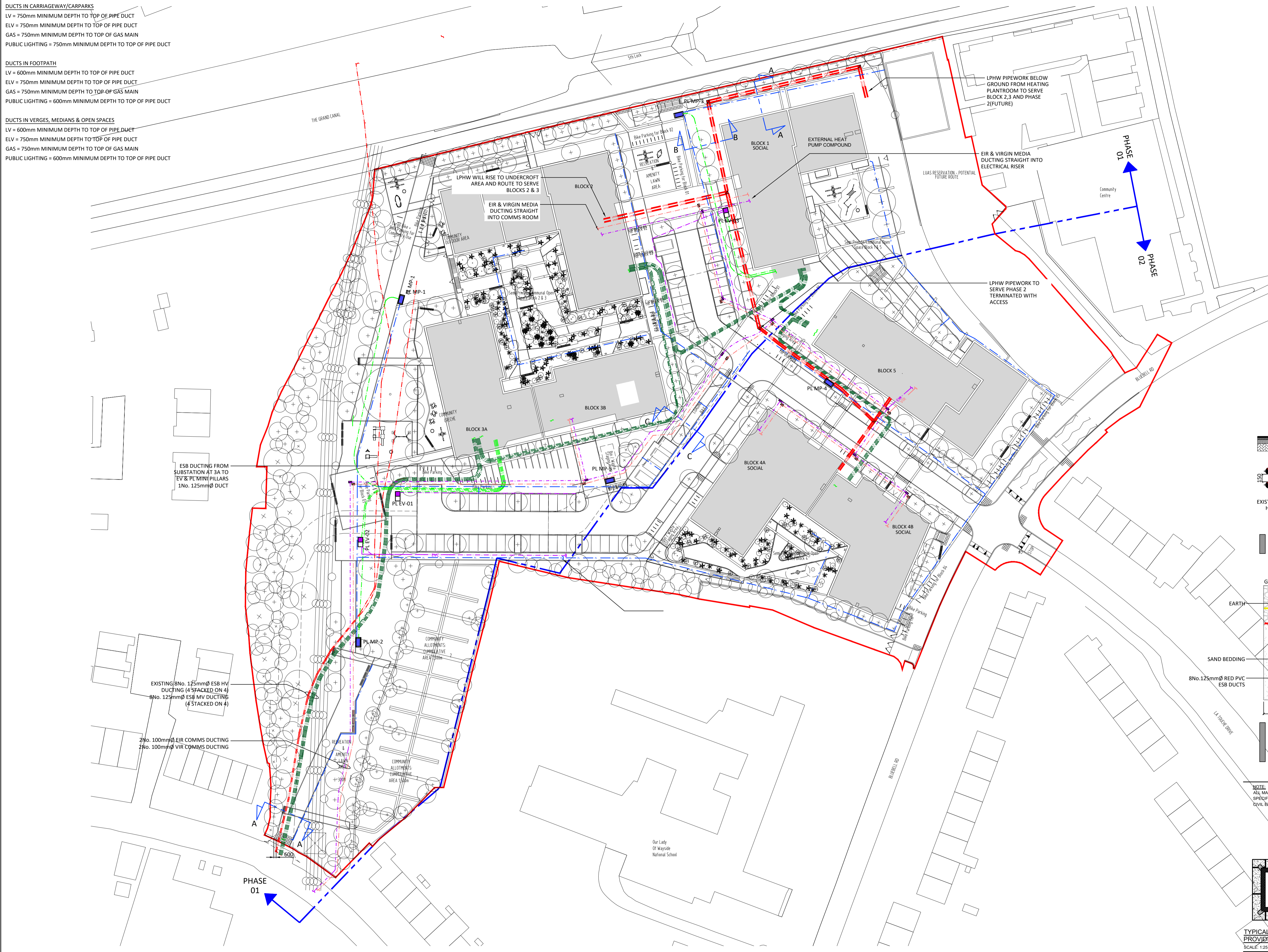
DUCTS IN CARRIAGEWAY/CARPARKS
 LV = 750mm MINIMUM DEPTH TO TOP OF PIPE DUCT
 ELV = 750mm MINIMUM DEPTH TO TOP OF PIPE DUCT
 GAS = 750mm MINIMUM DEPTH TO TOP OF GAS MAIN
 PUBLIC LIGHTING = 750mm MINIMUM DEPTH TO TOP OF PIPE DUCT

DUCTS IN FOOTPATH
 LV = 600mm MINIMUM DEPTH TO TOP OF PIPE DUCT
 ELV = 750mm MINIMUM DEPTH TO TOP OF PIPE DUCT
 GAS = 750mm MINIMUM DEPTH TO TOP OF GAS MAIN
 PUBLIC LIGHTING = 600mm MINIMUM DEPTH TO TOP OF PIPE DUCT

DUCTS IN VERGES, MEDIANS & OPEN SPACES
 LV = 600mm MINIMUM DEPTH TO TOP OF PIPE DUCT
 ELV = 750mm MINIMUM DEPTH TO TOP OF PIPE DUCT
 GAS = 750mm MINIMUM DEPTH TO TOP OF GAS MAIN
 PUBLIC LIGHTING = 600mm MINIMUM DEPTH TO TOP OF PIPE DUCT

- DRAWING NOTES:**
- DUCTING SHALL COMPLY WITH BSEN 50086-1-2-3-4 LATEST EDITION & SHALL BE SINGLE WALL, COLOURED RED & MANUFACTURED FROM HIGH DENSITY POLYETHYLENE. THE NOMINAL EXTERNAL DIAMETER OF THE DUCT SHALL BE 107mm WITH A MINIMAL WALL THICKNESS OF 5mm. EACH LENGTH OF DUCT SHALL BE STAMPED WITH THE WORDS "PUBLIC LIGHTING", OR ALTERNATIVELY, "STREET LIGHTING", IN 18mm BLACK LETTERING AT 0 DEGREES, AT ONE METRE INTERVALS. DUCT SHALL BE LAID IN A STRAIGHT LINE CLOSE TO THE LINE OF THE COLUMN LOCATIONS & SHALL CONTAIN A CONTINUOUS DRAW WIRE OF 8KN STRENGTH.
 - A MINIMUM DEPTH OF 450mm COVER IS REQUIRED IN URBAN PATHWAYS & A MINIMUM OF 600mm COVER IS REQUIRED FOR GRASS MARGINS, PEDESTRIAN WAYS, LANEWAYS & GATEWAY ENTRANCES & A MINIMUM DEPTH OF 750mm IS REQUIRED AT ROAD CROSSINGS OR IN CARRIAGEWAYS.
 - ALL EQUIPPING TO BE SUITABLY RATED FOR THE ENVIRONMENT THEY ARE BEING INSTALLED.
 - FOR SCHEDULES OF EQUIPMENT SEE SPECIFICATION.
 - THE COMPLETE INSTALLATION TO BE CO-ORDINATED WITH ALL OTHER SERVICES.

- LEGEND OF SYMBOLS:**
- MWS - MAINS WATER SUPPLY (REFER TO CIVILS)
 - LPHW - 200mmØ MAINS DISTRICT HEATING FLOW & RETURN
 - PL - 110mmØ PUBLIC LIGHTING DUCTING
 - EIR - 2No. 110mmØ EIR COMMS DUCTING
 - VIR - 2No. 110mmØ VIR COMMS DUCTING
 - ESB - 8No. 125mmØ ESB MV DUCTING (4 STACKED ON 4)
 - EX-ESB - EXISTING 8No. 125mmØ ESB HV DUCTING (4 STACKED ON 4)
 - EVC - 110mmØ EV CHARGING DUCTING
 - MP - PUBLIC LIGHTING MINIPILLAR C/W ESB WC METER
 - EV - EV CAR CHARGING MINIPILLAR C/W ESB WC METER
 - DC - DUAL 22kW EV CAR CHARGER
 - 450x450mm MANHOLE FOR PUBLIC LIGHTING
 - VIRGIN MEDIA DRAWPIT (511x781mm)
 - EIR JB4 DRAWPIT (450x900mm)
 - 600x600mm MANHOLE FOR DISTRICT HEATING



- THIS DRAWING TO BE READ IN CONJUNCTION WITH ALL OTHER RELEVANT DESIGN TEAM DRAWINGS AND SPECIFICATIONS.
- FOR SETTING OUT REFER TO ARCHITECT'S DRAWINGS. DO NOT SCALE THIS DRAWING. USE FIGURED DIMENSIONS ONLY.
- NO PART OF THIS DOCUMENT MAY BE REPRODUCED OR TRANSMITTED IN ANY FORM OR STORED IN ANY RETRIEVAL SYSTEM OF ANY NATURE WITHOUT THE WRITTEN PERMISSION OF O'CONNOR SUTTON CRONIN AS COPYRIGHT HOLDER EXCEPT AS AGREED FOR USE ON THE PROJECT FOR WHICH THE DOCUMENT WAS ORIGINALLY ISSUED.

Rev No.	Date	Revision Note	Drn by	Chkd by
P01	11.04.25	ISSUED FOR COMMENT	B.M.	A.O'B.
P02	06.05.25	SUITABLE FOR PLANNING	B.M.	A.O'B.

Rev No.	Date	Revision Note	Drn by	Chkd by

OCSC
 O'CONNOR SUTTON CRONIN
 MULTIDISCIPLINARY CONSULTING ENGINEERS
 Civil / Structural / Environmental / Mechanical / Electrical / Sustainability
 Dublin Office: 9 Prussia Street, Dublin 7, D07 KT57.
 Tel: +353 (0)1 8682000 Web: www.ocsc.ie
 Dublin London Belfast Galway Cork Birmingham

Client: LAND DEVELOPMENT AGENCY
 Project: BLUEBELL WATERWAYS
 LANDS AT BLUEBELL ROAD & BLUEBELL AVENUE, D12
 Title: MECHANICAL/ELECTRICAL
 PROPOSED SITE SERVICES LAYOUT

Code	Originator	Zone	Level	Type	Role	Number	Status	Revision
L355	OCSC	XX	XX	SK	ME	0004	S4	P02

Date: 07.02.25 Scale: @ A1 1:500 Drn by: B.M. Chkd by: G.H. Aprvd by: J.K.

